

# Highway Safety Concept Paper Instructions

**Fiscal Year (FY) 2022**



Florida Department of Transportation  
State Safety Office  
Highway Safety Subgrant Program

*Revised 12/2020*

# Table of Contents

<b>Table of Contents .....</b>	<b>2</b>
<b>Subgrant Overview .....</b>	<b>4</b>
Subgrant Timeline .....	4
Funding .....	5
Agencies Eligible to Receive Funding .....	5
Funding Restrictions .....	5
Funding Cycle .....	5
Selection Criteria .....	6
Submission Deadline .....	7
Notification .....	7
Examples .....	7
<b>Traffic Safety Priority Areas .....</b>	<b>8</b>
<b>Highway Traffic Safety Subgrant Management System .....</b>	<b>12</b>
Getting Registered in the System .....	12
Registration .....	13
System Roles .....	14
Subrecipient Viewer Role .....	14
Subrecipient System Administrator Role .....	14
Subrecipient Editor Role .....	14
<b>Getting Started .....</b>	<b>15</b>
Creating a New Concept Paper .....	15
Create Additional Concept Papers .....	17
Concept Paper Forms .....	19
Applicant Information .....	21
Project Details .....	24
Statement of the Problem .....	25
Supporting Data .....	26
Proposed Solution .....	28
Sustainability .....	30
Project Objectives .....	31
Evaluation .....	31

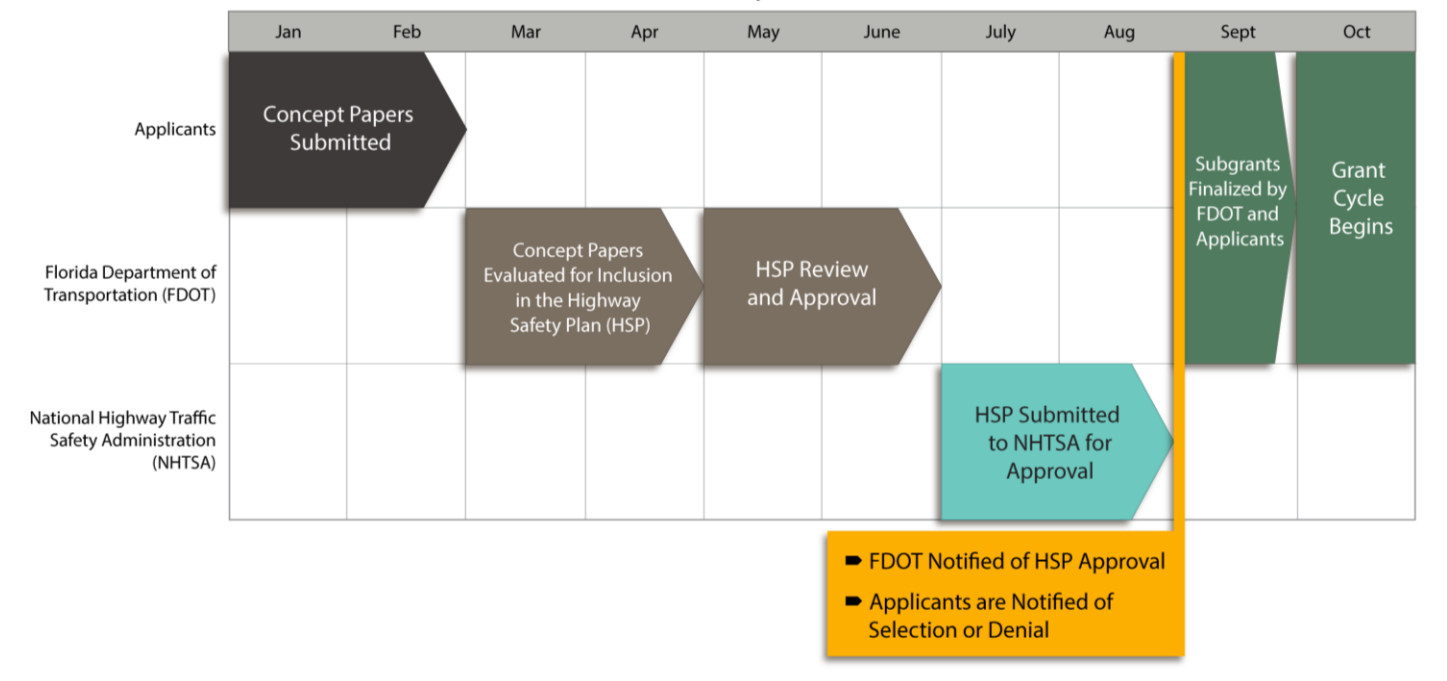
HVE Standard Objectives/Evaluation Measures .....	32
Impaired–Specific Standard Objectives/Evaluation Measures .....	33
OP–Specific Standard Objectives/Evaluation Measures .....	33
Additional Questions for Traffic Records Coordinating Committee (TRCC) Priority Area .....	39
Concept Paper Budget .....	42
Budget Guidance for Enforcement Concept Papers .....	43
<i>Personnel Services (For Enforcement Concept Papers)</i> .....	43
<i>Contractual Services (For Enforcement Concept Papers)</i> .....	45
<i>Expenses (For Enforcement Concept Papers)</i> .....	46
<i>Equipment Costing \$5,000 or More (For Enforcement Concept Papers)</i> .....	48
<i>Indirect Costs</i> .....	50
Budget Guidance for Statewide Concept Papers.....	51
<i>Personnel Services (For Statewide Concept Papers)</i> .....	51
<i>Contractual Services (For Statewide Concept Papers)</i> .....	55
<i>Expenses (For Statewide Concept Papers)</i> .....	57
<i>Equipment Costing \$5,000 or More (For Statewide Concept Papers)</i> .....	60
<i>Indirect Costs (For Statewide Concept Papers)</i> .....	61
Concept Paper Summary Page .....	61
Final Submission .....	62
Printing a Copy of the Concept Paper.....	62
Submitting the Concept Paper .....	64
Checking Concept Paper Status.....	65
Cancelling a Concept Paper .....	66

## Subgrant Overview

The Florida Department of Transportation (FDOT) State Safety Office awards subgrants to traffic safety partners to undertake priority area programs and activities to improve traffic safety and reduce crashes, serious injuries, and fatalities. A list of traffic safety priority areas along with descriptions is provided on page 8 of this document. Subgrants may be awarded for assisting in addressing traffic safety deficiencies, expansion of an ongoing activity, or development of a new program.

### Subgrant Timeline

Subgrants are awarded on a federal fiscal year (FY) basis (October 1–September 30). Below is a timeline of the subgrant process.



- **January 1 – Last day of February** — Entities interested in applying for funding submit concept papers describing their proposed efforts for the next award cycle beginning October 1.
- **Late August – Mid-September** — Entities are notified as to whether or not their concept paper has been selected and additional information on how to complete the Subgrant for Highway Safety Funds application.
- **October 1** — Subgrant fiscal year begins
- **September 30** — Subgrant fiscal year ends

## Funding

### Agencies Eligible to Receive Funding

Many types of organizations are eligible to receive traffic safety subgrant funding: government agencies, political subdivisions of state, local, city and county government agencies, law enforcement agencies, state colleges and state universities, school districts, fire departments, public emergency service providers, and certain qualified non-profit organizations (e.g., MADD, SADD, foundations, etc.).

*Qualified Non-Profit Organizations* must provide their “Certificate of Status” from the Florida Department of State, Division of Corporations, verifying their not-for-profit status when submitting their concept paper. The “Consumer’s Certificate of Exemption” from the Florida Department of Revenue or a letter from the Department of the Treasury confirming Section 501(c)(3) status **is not sufficient to meet this requirement.**

If the non-profit organization’s project is selected for funding, it must provide a financial statement showing available funds equal to or greater than the amount of the subgrant award, at the time of award.

### Funding Restrictions

Replacement/supplanting of existing program expenditures and/or items are not allowable costs. Examples of unallowable costs include but are not limited to: replacement of vehicles purchased through previous subgrants, program maintenance, rehabilitation, and construction. Other unallowable costs are dealt with on a project-by-project basis.

### Funding Cycle

Subgrants are administered and funded on a federal fiscal year basis (October 1 – September 30), however the start date is always contingent upon allocation schedules of the federal dollars. Funding is approved on a yearly basis.

Local subgrants are usually not funded for more than three consecutive years in a given priority area, however evaluation and selection is done on an annual basis, so there is no guarantee that a local subgrant will be funded consecutively or for more than one year. Projects deemed as statewide activities or deemed necessary based on data available by the FDOT State Safety Office may be funded for a longer period of time if funds are available.

Subgrants are intended to provide “seed” money to start new local programs or to make enhancements to current programs. Projects should ultimately become self-sufficient when subgrant funding terminates.

## Selection Criteria

The FDOT State Safety Office reviews all concept papers for compliance with state and federal regulations. Concept papers that comply with these regulations are prioritized using the following criteria:

- Does the concept paper satisfy a specific traffic safety need identified by the FDOT State Safety Office?
- Does the applicant agency serve a city/county ranked in the top 25% of its population group for the priority area in which funds are being requested according to the Florida Highway Safety Matrices?
- Does the crash and/or citation data supplied in the concept paper's "Statement of the Problem" document an existing traffic safety problem?
- Does the concept paper support the Strategic Highway Safety Plan goals and objectives?
- If the agency was funded in the past, did it submit reports, invoices, and financial paperwork on a timely basis and implement the activities that were detailed in the subgrant agreement?
- Does the indirect cost rate requested significantly affect the proposed project's ability to adequately address the traffic safety need?

The FDOT State Safety Office is required by the National Highway Traffic Safety Administration (NHTSA) to evaluate and document the risk for each entity applying for federal subgrant funds prior to making an award. Each applicant is assessed for risk of noncompliance with federal and state statutes, federal and state regulations, terms and conditions of the subgrant as well as the applicant's financial stability, quality of management systems, history of performance, single audit compliance, and prior audit findings, if applicable. This information is used to determine the appropriate level of monitoring if a subgrant is awarded. If the applicant does pose a risk, but the proposal has merit, the FDOT State Safety Office may, as a condition of awarding subgrant funds, impose specific terms or conditions.

Projects that are ultimately selected should provide the greatest impact to the high crash, high fatality, and/or high injury challenges that Florida faces. If concept papers are not received from those areas identified as high crash, high fatality, and/or high injury, the FDOT State Safety Office may directly solicit concepts from agencies within targeted high-risk areas.

## Submission Deadline

Concept papers are accepted from January 1 through the last day of February for the next funding cycle. (E.g. Concept papers submitted January 1, 2021 will be for the October 2021 – September 2022 funding cycle.) Concept papers will only be accepted through the Florida Highway Traffic Safety Subgrant Management System.

**Concept papers cannot be submitted in the system after the last day of February.**

## Notification

Notification as to whether a concept paper has been selected is sent to the head of each agency between late August and mid-September. A copy of the letter of selection/non-selection will also be populated in the system. The system will automatically notify subrecipient system administrator and subrecipient editor roles via email when the determination has been made. Agencies that are selected will receive further instructions on how to complete the subgrant application for highway safety funds at that time.

## Examples

Beginning with FY 2020, concept papers will no longer be submitted in paper form; however, example concept papers from previous years are available on the FDOT State Safety Office website. The format of the example concept papers mimics the online concept paper application.

Website: <https://www.fdot.gov/safety/3-Grants/Grants-conceptpapers.shtml> - sampleconceptpaper

### Sample Concept Papers

- [Sample Impaired Driving concept paper](#)
- [Sample Motorcycle Safety concept paper](#)
- [Sample Occupant Protection concept paper](#)
- [Sample Pedestrian/Bicycle Safety concept paper](#)
- [Sample Speed/Aggressive Driving concept paper](#)
- [Sample Teen Driver Safety concept paper](#)
- [Sample Teen Driver Safety \(Law Enforcement\)](#)
- [Sample Letter of Support](#)

[Return to Top](#)

## Traffic Safety Priority Areas

**Aging Road Users** – Includes traffic safety programs designed to improve aging road user safety awareness, access to alternative transportation, and education. Concept papers can address areas such as education, training, surveys, and public information efforts. Items eligible for funding under this category may include but are not limited to: overtime for education, equipment for training, and public information and education materials. Funding for equipment is contingent upon an evidence of need clearly defined in the problem statement and a comprehensive plan that requires the use of the requested equipment. Subgrants for equipment only are not allowable.

**Community Traffic Safety Outreach** – Includes traffic safety programs identified by local communities that address crash problems, establish priorities, and develop appropriate intervention techniques. Concept papers can address areas such as education, surveys, or public information efforts. Items eligible for funding under this category may include but are not limited to: public information and education materials. Subgrants for equipment only are not allowable.

**Distracted Driving** – Includes high visibility enforcement (HVE) and traffic safety programs to increase safety awareness, prevention, and education. Concept papers can address areas such as specialized enforcement, education, training, or public information efforts. Items eligible for funding under this category may include but are not limited to: overtime for enforcement and/or education, equipment for training, message boards, and public information and education materials. Funding for equipment is contingent upon an evidence of need clearly defined within the problem statement and a comprehensive plan that requires the use of the requested equipment. Enforcement subgrants should focus on enforcement efforts and concepts with a majority of funding for equipment are discouraged. Subgrants for equipment only are not allowable.

**Impaired Driving** – Includes high visibility enforcement (HVE), youth alcohol programs, community prevention/intervention programs and driving under the influence (DUI) courts. Concept papers can address areas such as specialized enforcement, education, or public information efforts. Items eligible for funding under this category may include but are not limited to: overtime, intoxilyzers, alcohol testing equipment, in-car video systems, public information and education materials and DUI checkpoint equipment (including trailers, message boards, light towers, traffic cones, arrow boards, and generators). Funding for equipment is contingent upon an evidence of need clearly defined in the problem statement and a comprehensive plan that requires the use of the requested equipment. Enforcement subgrants should focus on enforcement efforts and concepts with a majority of funding for equipment are discouraged. Subgrants for equipment only or training are not allowable.

Tuition free impaired driving related training can be found at: <https://www.fdot.gov/safety/2A-Programs/PoliceTrafficService/LawEnforcementGrants.shtm>

**Motorcycle Safety** – Includes programs to increase safety awareness and skills among motorcyclists. Concept papers can address areas such as specialized enforcement, education, training, and public information efforts. Items eligible for funding under this category may include but are not limited to: overtime, equipment for training, and public information and education materials. Funding for equipment is contingent upon an evidence of need clearly defined in the problem statement and a comprehensive plan that requires the use of the requested equipment. Enforcement subgrants should



focus on enforcement efforts and concepts with a majority of funding for equipment are discouraged. Subgrants for equipment only are not allowable.

**Occupant Protection and Child Passenger Safety** – Includes safety belt use awareness, safety belt and child restraint enforcement, expanding child passenger safety fitting stations, and other occupant protection educational programs. Concept papers can address areas such as training, enforcement, surveys, and public information and education materials. Items eligible for funding under this category may include but are not limited to: overtime for enforcement and/or education, public information and education materials and message boards. Funding for equipment is contingent upon an evidence of need clearly defined in the problem statement and a comprehensive plan that requires the use of the requested equipment. Enforcement subgrants should focus on enforcement efforts and concepts with a majority of funding for equipment are discouraged. Subgrants for equipment only are not allowable.

**Pedestrian and Bicycle Safety** – Includes programs to increase safety awareness and skills among pedestrians, bicyclists and motorists sharing the road. Concept papers can address areas such as education, training, enforcement, surveys and public information efforts. Items eligible for funding under this category may include but are not limited to: overtime, public information and education materials, bicycle skills courses and training for professionals involved with all aspects of pedestrian and bicycle safety. Funding for equipment is contingent upon an evidence of need clearly defined in the problem statement and a comprehensive plan that requires the use of the requested equipment. Enforcement subgrants should focus on enforcement efforts and concepts with a majority of funding for equipment are discouraged. Subgrants for equipment only are not allowable.

**Law Enforcement Liaison Program**– Includes programs related to the operation of the statewide Law Enforcement Liaison Program and Law Enforcement Liaison Challenge programs. This priority area is not open for selection by individual law enforcement agencies. Concepts from individual agencies seeking funding for HVE during the challenge enforcement waves should be submitted under the appropriate enforcement priority area (i.e.: Impaired Driving or Occupant Protection)

**Public Traffic Safety Professionals Training** – Includes training for public safety traffic enforcement officers and applicable support staff in the areas such as traffic homicide investigation, traffic crash reconstruction and DUI enforcement detection. Training classes should be designed to improve the skills and abilities of Traffic Enforcement Professionals as well as Crash Investigation personnel and acquaint them with the new technology, theories, and techniques in their areas of practice. Items eligible for funding under this category may include but are not limited to: overtime, registration fees and equipment for training. Subgrants for equipment only are not allowable. Due to specific federal funding restrictions, federal employees and state correctional officers cannot be covered under tuition waivers for Public Traffic Safety Professionals.

In most cases funding is provided to training institutions to cover all areas of the state. Tuition free training can be found at: <https://www.fdot.gov/safety/2A-Programs/PoliceTrafficService/LawEnforcementGrants.shtm>

**Speed/Aggressive Driving** – Includes speeding and/or actions that constitute aggressive driving, red light running, and other traffic enforcement activities. Concept papers can address areas such as specialized enforcement, education and public information efforts. Items eligible for funding under this category may include but are not limited to: overtime, speed measuring devices, radar display trailers and public information and education materials. Funding for equipment is contingent upon an evidence

of need clearly defined within the problem statement and a comprehensive plan that requires the use of the requested equipment. Enforcement subgrants should focus on enforcement efforts and concepts with a majority of funding for equipment are discouraged. Subgrants for equipment only are not allowable.

**Teen Driver Safety** – Includes traffic safety programs to increase teen driver safety awareness, prevention, and education. Concept papers can address areas such as specialized enforcement, education, training or public information efforts. Items eligible for funding under this category may include but are not limited to: overtime for education, equipment for training and public information and education materials. Funding for equipment is contingent upon an evidence of need clearly defined within the problem statement and a comprehensive plan that requires the use of the requested equipment. Subgrants for equipment only are not allowable.

**Traffic Records** – Includes the addition of crash, citation, roadway, and Emergency Medical Service (EMS) data into an electronic record management system, the development of a comprehensive highway safety information systems and the automation of analytical processes. Items eligible for funding under this category may include but are not limited to: computer software (other than citation and crash form software) and hardware needed to implement TraCS or another traffic records management system. Support for proprietary crash and citation software activities are not funded because the state provides a software solution that includes the Uniform Traffic Citation form, DUI citation form, long and short form crash reports and the updates to Appendix C available at no charge to all Florida law enforcement agencies. However, comprehensive data system updates can be considered.

**Traffic Records Coordinating Committee (TRCC)** – The National Highway Traffic Safety Administration (NHTSA) awards additional funding that can only be used for Traffic Records with the conditions that the distribution of these funds must be made by a TRCC. The review and approval of these subgrants goes through a separate process but everything else is similar to the above Traffic Records priority area.

The funding can be used for projects that improve the accuracy, completeness, timeliness, and uniformity of the state's six traffic records systems (citation/adjudication, crash, driver, EMS/Injury Surveillance system, roadway and vehicle) or that advance the goals and objectives of Florida's TRCC as documented in the Florida Traffic Safety Information System Strategic Plan 2017–2021. Subgrant funding can no longer be used to help purchase hardware/equipment/peripherals needed to use electronic reporting software. Clerk of Court Offices are allowed to use TRCC subgrant funding to purchase third party software to provide an interface with law enforcement agencies to submit electronic citation data. If the funding will be used to purchase a Records Management System, Case Management System, or other type of overall document management system, only the portion of the system related to traffic records (e-crash or e-citation data) can be funded.

Law enforcement agencies that applied and received subgrant funding through the Florida Department of Highway Safety and Motor Vehicles (FLHSMV) Safety Data Improvement Project (SaDIP) Subgrant to purchase laptops and mounting hardware to support electronic reporting of commercial motor vehicle crashes to the State, are still eligible to apply for TRCC funding as the FLHSMV subgrant funding was specific to commercial motor vehicle crash data improvements.

Agencies are encouraged to apply for both the Traffic Records and TRCC priority areas. Please note: this requires the submission of two separate concept papers.

**Work Zone Safety** – Includes traffic safety programs to increase work zone awareness, enforcement, and education. Concept papers can address areas such as specialized enforcement, education, and/or public information efforts. Items eligible for funding under this category may include but are not limited to: -, speed measurement devices, and public information and education materials. Subgrants for equipment only are not allowable.

# Highway Traffic Safety Subgrant Management System

## Getting Registered in the System

Applying for Federal Highway Safety funds begins with registration in the Highway Traffic Safety Subgrant Management System.

The system link is: <https://fdot.intelligrants.com>

There are two ways to register:

- 1) On the home page, click on the “New User” link located in the “Login” box on the right side of the page. This will take you to the registration page.
- 2) Contact your agency System Administrator to request access.

Each organization must assign, at least one, with a maximum of two, Subrecipient System Administrators to coordinate access to the system and submit documents to the FDOT State Safety Office, on behalf of the agency. Subrecipient System Administrators may add access for other agency individuals to edit or view and/or submit concept papers and subgrant documentation.

If your agency does not have a System Administrator, Subrecipient Administrator Request Forms can be found on the FDOT Subgrant website, with instructions for submittal.

Website: <https://www.fdot.gov/safety/3-Grants/Grants-conceptpapers.shtm>

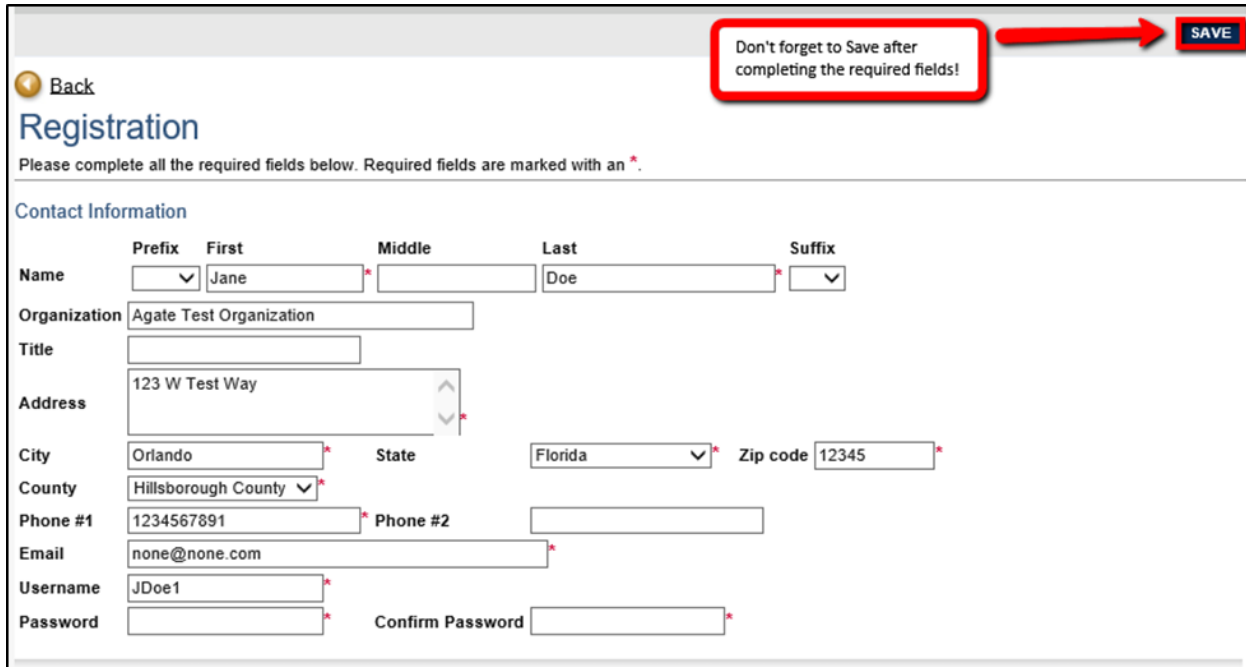


The screenshot shows the login page for the Highway Traffic Safety Subgrant Management System. At the top left is the FDOT logo and the text "Highway Traffic Safety Subgrant Management System". To the right is a banner image of a road with cars. Below the logo is a "System Login" button. The main heading is "The Florida Department of Transportation's Highway Traffic Safety Subgrant Management System". Below this is a "Greetings," followed by a welcome message and a link to the website: <http://www.fdot.gov/safety/3-Grants/Grants-Home.shtm>. A bulleted note states: "This system is only compatible with Internet Explorer and Firefox web browsers. Any other web browsers (Google Chrome, Safari, etc.) will not work correctly and are not supported." On the right side, there is a "Login" box with fields for "Username" and "Password", a "LOGIN" button, and links for "New User?" and "Forgot Username/Password?". A mouse cursor is pointing at the "New User?" link.

## Registration

Clicking “New User” takes you to the Registration page. Complete all required information fields and click on the “Save” button located at the top right side of the page.

**Note: Please be sure to spell out the entire name of your organization!**



The screenshot shows a web registration form titled "Registration" with a "Back" link. A red callout box with the text "Don't forget to Save after completing the required fields!" has a red arrow pointing to a "SAVE" button in the top right corner. The form includes a "Contact Information" section with the following fields: Name (Prefix, First, Middle, Last, Suffix), Organization, Title, Address, City, State, Zip code, County, Phone #1, Phone #2, Email, Username, Password, and Confirm Password. Required fields are marked with an asterisk (\*).

	Prefix	First	Middle	Last	Suffix
Name	▼	Jane*		Doe*	▼
Organization	Agate Test Organization				
Title					
Address	123 W Test Way*				
City	Orlando*		State	Florida*	Zip code
County	Hillsborough County*				
Phone #1	1234567891*		Phone #2		
Email	none@none.com				
Username	JDoe1*				
Password			Confirm Password		

Once the Registration form is saved, the FDOT State Safety Office will be notified of the request. Upon approval of the request, the user will receive an email message that user access has been approved.

**Requests will only be processed during normal business hours, Monday through Friday, 8:00 am to 5:00 pm.**

All registration requests will be added to the system as a “Subrecipient Viewer” and may access the system but may make no changes until a Subrecipient System Administrator is delegated by their organization.

## System Roles

All user requests will be added to the system as a “Subrecipient Viewer” and may access the system but may make no changes until a Subrecipient System Administrator is delegated by their organization. Editor Roles are assigned by the System Administrator.

### Subrecipient Viewer Role

**Authority:** “Viewer” has the authority to access the system and view all documents for the agency; however, this role cannot edit or upload anything within the system.

### Subrecipient System Administrator Role

**Authority:** The “System Admin” Role has the authority to:

- 1) Access the system on behalf of the organization
- 2) Add and delete other user access and change roles for the organization
- 3) Edit documents within the system
- 4) Submit final documents to the FDOT State Safety Office via the Highway Traffic Safety Subgrant Management System, on behalf of the organization.

The system allows a maximum of two “System Admin” roles to be assigned to each organization.

System Administrator privilege is assigned by the FDOT State Safety Office upon email receipt of the Subrecipient System Administrator Request Form, signed by the Agency Head. System Administrator(s) will receive instructions on how to add and delete other users to the system and projects with edit capabilities.

**Note:** If an agency is small and/or one person is handling all aspects of the FDOT State Safety Office subgrant programs, that person should be given the “System Admin” role, which will allow every function within the system.

### Subrecipient Editor Role

**Authority:** The “Editor” Role has the authority to:

- 1) Access the system on behalf of the organization
- 2) Edit documents within the system
- 3) Submit final documents to the FDOT State Safety Office via the Highway Traffic Safety Subgrant Management System, on behalf of the organization.

The FDOT State Safety Office will **not** provide “Editor” access to the system through registration requests submitted in the system, this must be completed by a Subrecipient System Administrator

# Getting Started

## Creating a New Concept Paper

From the home screen, click the “View Available Concept Papers to Initiate” to create a new concept paper. Then select “Apply Now” from the next screen

The screenshot shows the Home screen of the Concept Papers/Grants system. At the top, there are navigation links for Home, Concept Papers/Grants, Organization(s), Profile, and Logout. A Welcome message for John, Subrecipient System Admin, is displayed with a profile picture and a Change Picture link. To the right, there are instructions on how to use the system, including a SHOW HELP button. Below the welcome message, there is a section for View Available Opportunities, which states that there is 1 available concept paper to initiate. A red arrow points to the VIEW AVAILABLE CONCEPT PAPERS TO INITIATE button. Below this, there is a section for My Inbox, which states that there are 9 new messages. A red arrow points to the OPEN INBOX button.

The screenshot shows the Available Concept Papers to Initiate screen. At the top, there is a title bar and a instruction to select the Apply Now button for each item. Below this, there is a section for the 2022 Highway Safety Grant Program for Concept Testing One, offered by the Florida Department of Transportation State Safety Office. The program availability dates are 01/02/2021 - 02/28/2021, and the program period is not set. The due date is 02/28/2021. A description of the program is provided, stating that the Florida Department of Transportation State Safety Office (FDOT) funds subgrants that address traffic safety priority areas. A red arrow points to the APPLY NOW button at the bottom of the screen.

After clicking “Apply Now” you will be brought to the Forms Menu of a draft concept paper. The assigned document number for your concept can be located at the top of the page

Home Concept Papers/Grants Reimbursement/Performance Reports Concept Papers/Grants2 Training Materials Organization(s) Profile Logout SHOW HELP

Menu Forms Menu Status Changes Management Tools Related Documents and Messages

Back

## 2022 Highway Safety Grant Program Menu - Forms

Please complete all required forms below.

Document Information: **CPG-2022-ABC LEO-00016** Details

Forms

**Application Process**

Welcome to the concept paper application process. The forms for submission can be found below. Concept paper instructions can be found at <http://www.fdot.gov/safety/3-Grants/Grants-conceptpapers.shtm>. It is recommended that you print a copy of the instructions to use as a guide when completing the forms.

Status	Page Name	Note	Created By	Last Modified By
Concept Papers				
	<a href="#">Applicant Information</a>			
	<a href="#">Project Details</a>			
	<a href="#">Concept Paper Budget</a>			
	<a href="#">Concept Paper Summary</a>			
	<a href="#">Final Submission Form</a>			

Top of the Page

Powered by IntelliGrants © © Copyright 2000-2020 Agate Software, Inc.

This document can also be accessed anytime from the MyTask section on the Home Screen.

Home Concept Papers/Grants Reimbursement/Performance Reports Concept Papers/Grants2 Training Materials Organization(s) Profile Logout SHOW HELP

Welcome Testing  
Subrecipient System Admin  
[Change Picture](#)

Instructions:  
Select the **SHOW HELP** button above for detailed instructions on the following.  
 > Applying for an Opportunity  
 > Using System Messages  
 > Understanding your Tasks  
 > Managing your awarded grant

Hello Testing, please choose an option below.

**View Available Opportunities**

You have 3 available concept papers to initiate available.  
Select the **View Available Concept Papers to Initiate** button below to see what is available to your organization.

**VIEW AVAILABLE CONCEPT PAPERS TO INITIATE**

**My Inbox**

You have 1 new messages.  
Select the **Open Inbox** button below to open your system message inbox.

**OPEN INBOX**

**My Tasks**

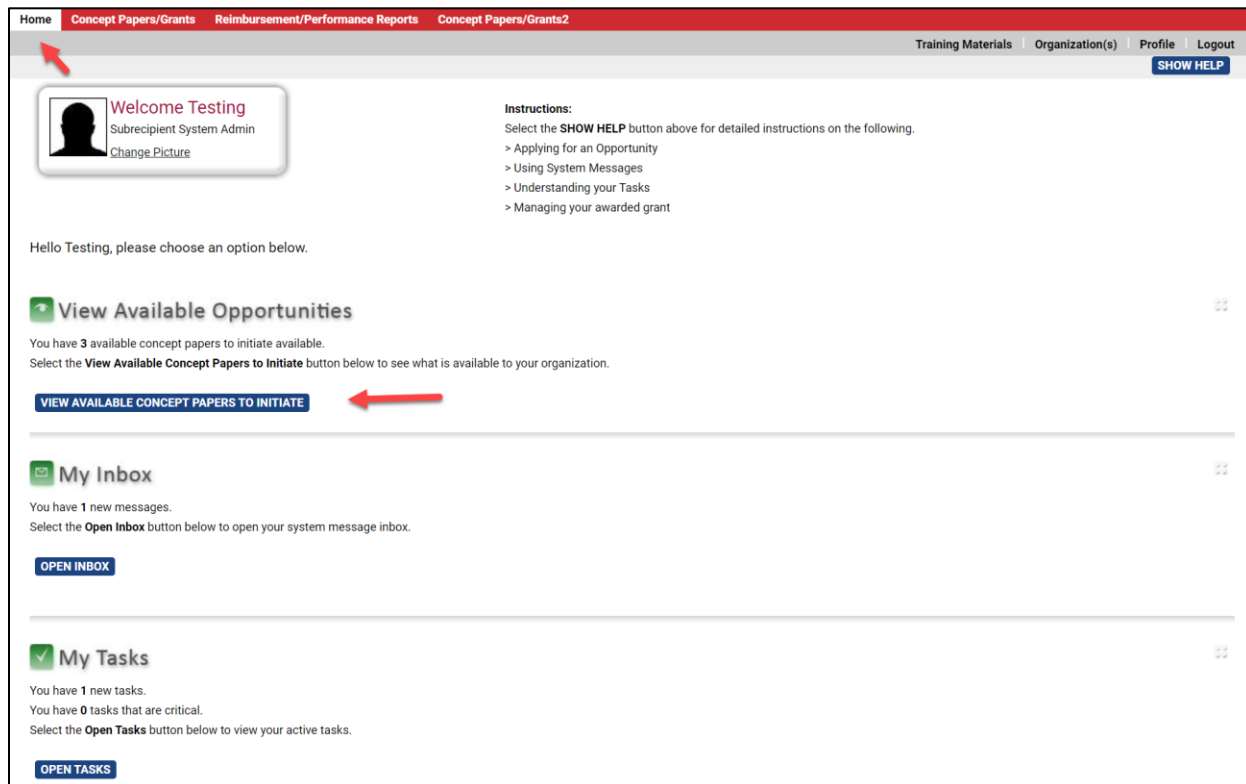
Export Results to  Sort by:  **GO**

Info	Document Type	Organization	Name	Current Status	Date Received	Date Due
	2022 Highway Safety Grant Program	ABC LEO	CPG-2022-ABC LEO-00016	Concept Paper In Progress	12/16/2020	

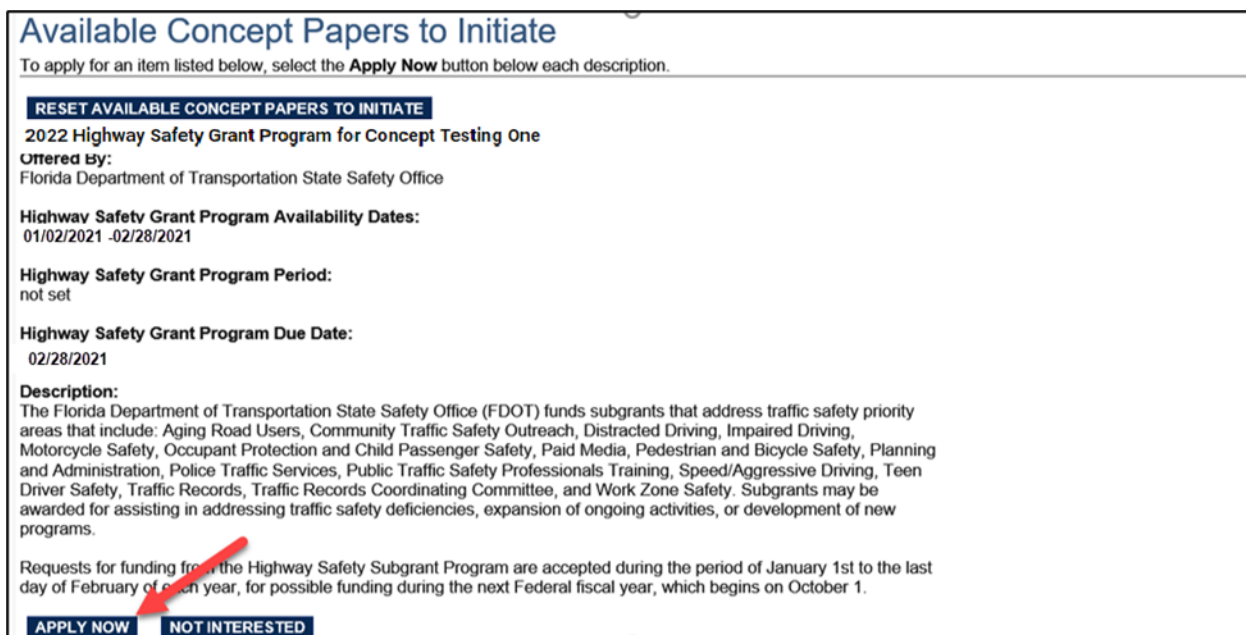


## Create Additional Concept Papers

To create additional concept papers, return to the home screen by Clicking Home in the top left of the screen then, click the “View Available Concept Papers To Initiate” and “Apply Now” to create an additional document/ concept paper.



The screenshot shows the Home screen of a web application. At the top, there is a navigation bar with links: Home, Concept Papers/Grants, Reimbursement/Performance Reports, and Concept Papers/Grants2. On the right side of the navigation bar are links for Training Materials, Organization(s), Profile, and Logout, along with a SHOW HELP button. Below the navigation bar, the main content area is divided into several sections. The first section is a welcome message for 'Testing' (Subrecipient System Admin) with a 'Change Picture' link. To the right of this is an 'Instructions' section with a list of tasks: Applying for an Opportunity, Using System Messages, Understanding your Tasks, and Managing your awarded grant. Below the welcome message is a 'Hello Testing, please choose an option below.' message. The next section is 'View Available Opportunities', which states 'You have 3 available concept papers to initiate available.' and 'Select the View Available Concept Papers to Initiate button below to see what is available to your organization.' Below this text is a blue button labeled 'VIEW AVAILABLE CONCEPT PAPERS TO INITIATE'. The following section is 'My Inbox', which states 'You have 1 new messages.' and 'Select the Open Inbox button below to open your system message inbox.' Below this text is a blue button labeled 'OPEN INBOX'. The final section is 'My Tasks', which states 'You have 1 new tasks.' and 'You have 0 tasks that are critical.' and 'Select the Open Tasks button below to view your active tasks.' Below this text is a blue button labeled 'OPEN TASKS'. A red arrow points to the 'VIEW AVAILABLE CONCEPT PAPERS TO INITIATE' button.



The screenshot shows the 'Available Concept Papers to Initiate' screen. At the top, there is a heading 'Available Concept Papers to Initiate' and a subheading 'To apply for an item listed below, select the Apply Now button below each description.' Below this is a blue button labeled 'RESET AVAILABLE CONCEPT PAPERS TO INITIATE'. The main content area is divided into several sections. The first section is '2022 Highway Safety Grant Program for Concept Testing One', which is offered by the 'Florida Department of Transportation State Safety Office'. Below this is the 'Highway Safety Grant Program Availability Dates: 01/02/2021 -02/28/2021'. The next section is 'Highway Safety Grant Program Period: not set'. Below this is the 'Highway Safety Grant Program Due Date: 02/28/2021'. The following section is 'Description:', which states 'The Florida Department of Transportation State Safety Office (FDOT) funds subgrants that address traffic safety priority areas that include: Aging Road Users, Community Traffic Safety Outreach, Distracted Driving, Impaired Driving, Motorcycle Safety, Occupant Protection and Child Passenger Safety, Paid Media, Pedestrian and Bicycle Safety, Planning and Administration, Police Traffic Services, Public Traffic Safety Professionals Training, Speed/Aggressive Driving, Teen Driver Safety, Traffic Records, Traffic Records Coordinating Committee, and Work Zone Safety. Subgrants may be awarded for assisting in addressing traffic safety deficiencies, expansion of ongoing activities, or development of new programs.' Below the description is a paragraph stating 'Requests for funding from the Highway Safety Subgrant Program are accepted during the period of January 1st to the last day of February of each year, for possible funding during the next Federal fiscal year, which begins on October 1.' Below this paragraph are two buttons: 'APPLY NOW' and 'NOT INTERESTED'. A red arrow points to the 'APPLY NOW' button.

All concept paper documents will be listed and can be accessed in the MyTasks section. This process can be repeated until the desired number of concept papers have been created.

[Home](#) | [Concept Papers/Grants](#) | [Reimbursement/Performance Reports](#) | [Concept Papers/Grants2](#)

[Training Materials](#) | [Organization\(s\)](#) | [Profile](#) | [Logout](#)

[SHOW HELP](#)

**Instructions:**

Select the **SHOW HELP** button above for detailed instructions on the following.

- > Applying for an Opportunity
- > Using System Messages
- > Understanding your Tasks
- > Managing your awarded grant

Hello Testing, please choose an option below.

**View Available Opportunities**

You have **3** available concept papers to initiate available.  
Select the **View Available Concept Papers to Initiate** button below to see what is available to your organization.

[VIEW AVAILABLE CONCEPT PAPERS TO INITIATE](#)

**My Inbox**

You have **1** new messages.  
Select the **Open Inbox** button below to open your system message inbox.

[OPEN INBOX](#)

**My Tasks**

Export Results to  Sort by:  [GO](#)

Info	Document Type	Organization	Name	Current Status	Date Received	Date Due
	2022 Highway Safety Grant Program	ABC LEO	CPG-2022-ABC LEO-00016	Concept Paper In Progress	12/16/2020	
	2022 Highway Safety Grant Program	ABC LEO	CPG-2022-ABC LEO-00017	Concept Paper In Progress	12/16/2020	

## Concept Paper Forms

The first page you are brought to is the Forms Menu. Forms are the pages of the concept paper that you are required to complete. Forms can be accessed by clicking the Forms Menu link or hovering over the Forms menu link:

- 1) Clicking on the “Forms Menu” link from the Document Navigation Menu, at the top of the screen, will bring you to a full-page view of the forms menu.

The screenshot shows the '2022 Highway Safety Grant Program Menu - Forms' page. At the top, there is a navigation bar with links: Home, Concept Papers/Grants, Reimbursement/Performance Reports, and Concept Papers/Grants2. On the right, there are links for Training Materials, Organization(s), Profile, and Logout, along with a 'SHOW HELP' button. Below the navigation bar, there is a 'Menu' section with links: Forms Menu, Status Changes, Management Tools, and Related Documents and Messages. The main content area has a 'Back' link and the title '2022 Highway Safety Grant Program Menu - Forms'. Below the title, it says 'Please complete all required forms below.' and 'Document Information: CPG-2022-ABC LEO-00016'. There is a 'Details' link. The 'Forms' section is titled 'Application Process' and contains a welcome message: 'Welcome to the concept paper application process. The forms for submission can be found below. Concept paper instructions can be found at <http://www.fdot.gov/safety/3-Grants/Grants-conceptpapers.shtm>. It is recommended that you print a copy of the instructions to use as a guide when completing the forms.' Below this is a table with the following columns: Status, Page Name, Note, Created By, and Last Modified By. The table lists five forms: Applicant Information, Project Details, Concept Paper Budget, Concept Paper Summary, and Final Submission Form. At the bottom, there is a 'Top of the Page' link and a footer that says 'Powered by IntelliGrants ©' and '© Copyright 2000-2020 Agate Software, Inc.'

Status	Page Name	Note	Created By	Last Modified By
	Applicant Information			
	Project Details			
	Concept Paper Budget			
	Concept Paper Summary			
	Final Submission Form			

- 2) Hovering over “Forms Menu” link from the Document Navigation Menu, at the top of the screen will present a pop-up version of the forms menu which can be accessed from any form.

The screenshot shows the 'Forms Menu' pop-up. A red arrow points to the 'Forms Menu' link in the navigation bar. The pop-up is titled 'Forms Menu' and contains a table with the following columns: Status, Page Name, and Note. The table lists five forms: Applicant Information, Project Details, Concept Paper Budget, Concept Paper Summary, and Final Submission Form. The pop-up is overlaid on the main page, which is partially visible in the background.

Status	Page Name	Note
	Applicant Information	
	Project Details	
	Concept Paper Budget	
	Concept Paper Summary	
	Final Submission Form	

The Document Navigation Menu and Document Information is static information that displays at the top of every form in the system. The name of the form that is currently open is provided just below this information.

The screenshot shows a web application interface with a red header bar containing navigation links: Home, Concept Papers/Grants, Reimbursement/Performance Reports, and Concept Papers/Grants2. Below the header is a grey bar with a 'Menu' icon and text links: Forms Menu, Status Changes, Management Tools, and Related Documents and Messages. A red box labeled 'Document Navigation Menu' points to this grey bar. Below the grey bar is a 'Back' button with a circular arrow icon. To the right of 'Back' is the text 'Document Information: CPG-2022-ABC LEO-00016', with a red box labeled 'Document Number/ Concept Paper Number' pointing to it. Below this is a 'Details' link with a magnifying glass icon. A breadcrumb trail reads 'You are here: > 2022 Highway Safety Grant Program Menu > Forms Menu'. Below the breadcrumb is a section titled 'APPLICANT INFORMATION' in bold, with a red box labeled 'Name of the Form' pointing to it. Under 'APPLICANT INFORMATION' is an 'Instructions:' section with the text: 'Please complete this page, then click the **Save** button. Required fields are marked with an \*'. At the bottom is a form field labeled 'Applicant Agency:' followed by a text input box with a red asterisk to its right.

Home Concept Papers/Grants Reimbursement/Performance Reports Concept Papers/Grants2

Menu Forms Menu Status Changes Management Tools Related Documents and Messages

Document Navigation Menu

Back

Document Information: CPG-2022-ABC LEO-00016

Document Number/ Concept Paper Number

Details

You are here: > 2022 Highway Safety Grant Program Menu > Forms Menu

**APPLICANT INFORMATION**

Name of the Form

Instructions:

Please complete this page, then click the **Save** button.  
Required fields are marked with an \*

Applicant Agency:  \*

## Applicant Information

The first concept paper form is the “Applicant Information” form. The following explains what you should put in each field of this form.

Training Materials | Organization(s) | Profile | Logout

SAVE SAVE/NEXT NEXT CHECK GLOBAL ERRORS

Menu Forms Menu Status Changes Management Tools Related Documents and Messages

[Back](#)

Document Information: [CPG-2022-Concept Te-00005](#)

[Details](#)

You are here: > [2022 Highway Safety Grant Program Menu](#) > [Forms Menu](#)

---

### APPLICANT INFORMATION

**Instructions:**

Please complete this page, then click the **Save** button.

Required fields are marked with an \*

Applicant Agency: \*

Implementing Agency: \*

Concept Paper Title: \*

Amount Requested:

**Priority Area for Concept Paper (Select Only One): \***

<input type="radio"/> Aging Road Users	<input type="radio"/> Planning and Administration (FDOT Only)
<input type="radio"/> Community Traffic Safety Outreach	<input type="radio"/> Law Enforcement Liason Program
<input type="radio"/> Distracted Driving	<input type="radio"/> Public Traffic Safety Professionals Training
<input type="radio"/> Impaired Driving	<input type="radio"/> Speed/Aggressive Driving
<input type="radio"/> Motorcycle Safety	<input type="radio"/> Teen Driver Safety
<input type="radio"/> Occupant Protection and Child Passenger Safety	<input type="radio"/> Traffic Records
<input type="radio"/> Paid Media (FDOT Only)	<input type="radio"/> Traffic Records Coordinating Committee (TRCC)
<input type="radio"/> Pedestrian and Bicycle Safety	<input type="radio"/> Work Zone Safety

**Applicant Agency** The agency that will receive the subgrant funds. (E.g. City of Tallahassee)

**Implementing Agency** The agency that will execute the subgrant tasks and objectives. (E.g. Tallahassee Police Department)

**Concept Paper Title** The title for the project. Please do not use acronyms.

**Amount Requested** Total funding amount requested for the proposed project.

**Priority Area for Concept Paper** You may only select one priority area per concept paper. Agencies applying for multiple subgrants must submit a concept paper for each priority area. An overview of each priority area is provided on page 8 of this document.

<b>Type of Project</b>	Identify if the proposed project is local or statewide.
<b>Type of Request</b>	<p>Identify if the proposed project is new (initial) or if it has been funded in previous years (continuation).</p> <p>For continuation requests, please include the year that the project is in (e.g. Year 1, Year 2 or Year 3) and the previous year's project number. For example, if this is the third year to request funding for this program area you would input "Year 3".</p>
<b>Matrix Ranking</b>	Local projects must provide their city or county ranking according to the Highway Safety Data Matrices or identify if the proposed project is to address an otherwise identified, data-driven need (must provide detailed data to support the need in the "Supporting Data" section of the "Project Details" form).
<b>Head of Agency</b>	Contact information for the head of the applicant agency. Must include a valid email address to receive electronic submission and selection decision notifications.
<b>Project Contact</b>	Contact information for the primary project contact. Must include a valid email address to receive electronic submission and selection decision notifications.

Once all the fields in the "Applicant Information" form have been completed, click the "Save/Next" button to move onto the next concept paper form. Selecting "Save" will save progress within the form without advancing to the next form.

The screenshot shows a web form titled "Applicant Information". At the top right, there are four buttons: "SAVE", "SAVE/NEXT", "NEXT", and "CHECK GLOBAL ERRORS". The "SAVE/NEXT" button is highlighted with a red box. Below the buttons, the form is divided into sections. The first section is "Ranking (if Local Project):" with a red asterisk. It contains two options: "City - [ ] of [ ]" and "County - [ ] of [ ]", both with red asterisks. Below these is an "OR" and a checkbox for "Identified Need (Data outside of the Fatalities and Injuries)". The second section is "Head of Agency:" with a red asterisk. It contains fields for "Name:", "Title:", "Address:", "Address 2:", "City:", "State:" (with a dropdown arrow), "Zip Code:", "Phone:", "Extension:", and "E-mail:", all with red asterisks. A red box on the right side of the form contains the text: "Press 'Save' to save your progress on this form. Or Press 'Save/Next' to save progress on this form and advance to the next page."

Every time a form is saved, the system will check for errors. If errors are found, the system will list the errors at the top of the form (example 1) and as an orange stop icon will appear next to the form name in the Forms Menu (example 2).

Example 1:

**FDOT** Highway Traffic Safety Subgrant Management System

Home Concept Papers/Grants

Organization(s) | Profile | Logout

SAVE SAVE/NEXT NEXT PRINT VERSION ADD NOTE CHECK GLOBAL ERRORS

Menu Forms Menu Status Changes Management Tools Related Documents and Messages

**Your information has been saved and the following Page Error(s) have been found.**

- Applicant Agency is a required field.
- Implementing Agency is a required field.
- Concept Paper Title is a required field.
- Amount Requested is a required field.
- Choose one option in the Priority Area for the Concept Paper
- Choose either Local or Statewide for the Type of Project
- Choose either Initial or Continuation for Type of Request
- Head of Agency Name is a required field.
- Head of Agency Title is a required field.
- Head of Agency Address is a required field.
- Head of Agency City is a required field.
- Head of Agency State is a required field.
- Head of Agency Zip Code is a required field.
- Head of Agency Phone number is a required field.
- Head of Agency Email is a required field.
- Project Contact Name is a required field.
- Project Contact Title is a required field.
- Project Contact Address is a required field.
- Project Contact City is a required field.
- Project Contact State is a required field.
- Project Contact Zip Code is a required field.
- Project Contact Email is a required field.
- Project Contact Phone is a required field.

Example 2:

Home Concept Papers/Grants Reimbursement/Performance Reports

Training Materials

SAVE SAVE/NEXT NEXT PRINT VERSION A

Menu Forms Menu Status Changes Management Tools Related Documents and Messages

**Forms Menu**

Status	Page Name	Note
	<a href="#">Applicant Information</a>	
	<a href="#">Project Details</a>	
	<a href="#">Concept Paper Budget</a>	
	<a href="#">Concept Paper Summary</a>	
	<a href="#">Final Submission Form</a>	

Forms Menu view will display a stop sign icon next to pages with errors

## Project Details

The second form in the Forms Menu is “Project Details”.

The screenshot shows the 'Forms Menu' dropdown menu. The 'Project Details' option is highlighted with a red arrow. The menu is titled 'Forms Menu' and contains a table with columns 'Status', 'Page Name', and 'Note'. The table lists several forms: 'Applicant Information', 'Project Details', 'Concept Paper Budget', 'Concept Paper Summary', and 'Final Submission Form'. The 'Project Details' form is the second in the list.

Status	Page Name	Note
	Applicant Information	
	Project Details	
	Concept Paper Budget	
	Concept Paper Summary	
	Final Submission Form	

This form has several large fields to complete. You will need to scroll down to see all fields on this form. The following describes what information should be included in each field of this form.

The screenshot shows the 'Project Details' form. The 'PROJECT DETAILS' section is highlighted. The form includes a 'Statement of the Problem' field, which is a large text area for providing details about the traffic safety problem. A red dashed arrow points down from the 'Scroll Down to see all questions on this form' box to the 'Statement of the Problem' field.

**PROJECT DETAILS**

**Instructions:**

Please complete this page, then click the **Save** button.  
Required fields are marked with an \*

**Statement of the Problem:** (Provide details about the traffic safety problem that you want to address)



## Statement of the Problem

The Statement of the Problem should identify the specific traffic safety-related problem or deficiency that the proposed project is intended to address and the associated emphasis area of the Strategic Highway Safety Plan (SHSP) that it falls into based on data.

Note: The system does not accept formatted tables in this section. These may be notated as attachments in the Supporting Data section uploads.

**PROJECT DETAILS**

**Instructions:**  
Please complete this page, then click the **Save** button.  
Required fields are marked with an \*

**Statement of the Problem:** (Provide details about the traffic safety problem that you want to address)

Explanation of your traffic safety issues can be typed in this box.

If you are trying to paste information from another application, you will need to first paste the content in Windows Notepad to remove all formatting, prior to pasting into this box.

(DO NOT INSERT GRAPHS OR GRAPHICS)

Scroll down to see all questions on this form

## Supporting Data

Your concept paper is required to include data that supports the problem identified in the “Statement of the Problem”. Supporting data should include at least three (3) years of local crash, injury, fatality, and citation data, to show the extent of the problem the proposed project will address. If the city or county is ranked lower than the top 25% in the most recent Highway Safety Data Matrices, provide further details to document the otherwise identified data-driven need. Take into consideration changes or projected changes in population, traffic patterns and other demographic dynamics that may affect traffic safety. Survey data can also be included in this section.

## Available Data Resources

Please visit the Signal Four Analytics System at [www.signal4analytics.com](http://www.signal4analytics.com) to retrieve crash fatality and serious injury statistics.

Once at the website, users can access the system by clicking on the person icon on the top right-hand side of the Signal Four Traffic Safety Dashboard screen. After logging in, the user will be taken to the Standard Reports Quick Stats default screen.

The Quick Stats Report allows users to filter by date range, geographic area, and/or by law enforcement agency. After filters have been applied, a report will be generated with counts on total crashes, serious injuries and fatalities for all Highway Safety Plan Emphasis Areas.

SIGNAL FOUR ANALYTICS		STANDARD REPORTS			
Quick Stats		LEL Traffic Safety Challenge			
Date Range <sup>Ⓢ</sup>		Emphasis Area	Crashes	Serious Injuries	Fatalities
1/1/2019 to 1/1/2020		Aging Driver	1601	23	3
		CMV Involved	482	2	2
		Distracted Driving	1125	9	1
		Impaired Driving	134	2	2
		Impairment - Alcohol	122	2	1
		Impairment - Drugs	12	0	1
Geographic Area	▼	Intersection	3879	60	2
Tallahassee		Lane Departure	2267	18	3
		Motorcycle Involved	94	30	2
		Pedestrian and Bicyclists	284	42	14
		Bicycle Involved	63	6	0
		Pedestrian Involved	221	36	14
LE Agency	▼	Speeding and Aggressive Driving	640	16	2
Search LE Agency		Aggressive Driving	363	10	1
		Speeding	277	6	1
		Teen Driver	1728	19	0
		Unrestrained Occupant	187	16	0
		Work Zone	15	1	0
Search 🔍		Download 📄			

## Examples:

- Provide city or county alcohol-related crash statistics (crashes, injuries, and fatalities) for the past three (3) years.
- Compare local safety belt use rates to statewide rates.
- Provide three (3) years of enforcement data that reflect the problem. (E.g. show the number of citations, arrests, and special operations for your jurisdiction that reflect the problem.)

**Supporting Data:** (Include at least three years of crash, injury, fatality and citation data, to show the extent of the problem. If outside the top 25% for your city or county, provide further details to support your identified need. Verbiage only in textbox, graphs and charts should be uploaded.)

Supporting Data can be typed in this box.

If you are trying to paste information from another application, you will need to first paste the content in Windows Notepad to remove all formatting prior to pasting into this box.

**DO NOT PASTE GRAPHS AND CHARTS IN THIS BOX.**

Scroll down to see all questions on this form

GRAPHS AND CHARTS CAN BE COMBINED INTO ONE PDF DOCUMENT AND UPLOADED IN THE SUPPORTING DOCUMENTATION FIELD BELOW

0 of 4000 \*

**Supporting Documentation:**

Once you select your file for supporting documentation, click “SAVE” to upload to the system.

A successful upload will appear as a link below the upload tool, as seen below.

0 of 4000 \*

**Supporting Documentation:**   ☐ DELETE

2462480\_1056137-w50006509.doc

## Proposed Solution

The proposed solution should explain the actions and equipment, if applicable, that are proposed to solve the identified problem, and should include the details of who, what, when and why and how the subgrant funding received would be used. Meaning all budgeted items being requested must be specified and include a brief explanation of their use.

Proposed solutions must also show a logical relationship to the identified problem. For instance, if the problem is males ages 21-55 drinking downtown at night and crashing at three specific intersections, it would not be logical that the proposed solution is to increase overtime enforcement efforts during the day near the school zones.

Actions, also known as countermeasures, should align with the most current NHTSA's Countermeasures That Work guide. Provide the specific countermeasure(s), chapter, and section from the Countermeasures That Work guide that the proposed project will implement. Explain how each countermeasure will address the problem and how the requested funding will be used to support those countermeasure(s). If no countermeasure(s) exist, explain the basis of the proposed program strategy and how it will be effective. A hyperlink to the most current NHTSA Countermeasures That Work guide is provided within the form for your convenience.

Countermeasures that work:

[https://www.nhtsa.gov/sites/nhtsa.dot.gov/files/documents/812478\\_countermeasures-that-work-a-highway-safety-countermeasures-guide-.pdf](https://www.nhtsa.gov/sites/nhtsa.dot.gov/files/documents/812478_countermeasures-that-work-a-highway-safety-countermeasures-guide-.pdf)

**Proposed Solution:** (Provide the specific countermeasure(s), chapter, and section you plan on implementing from the NHTSA Countermeasures That Work guide, found at: <http://www.fdot.gov/safety/3-Grants/CountermeasuresThatWork8th.pdf>. Explain how the countermeasure(s) that you plan to implement will address the problem and how the funding that you have requested will support those countermeasure(s). If no NHTSA countermeasure(s) exist, explain the basis of your selected strategy and how it will be effective)

Proposed Solution can be typed in this box.

If you are trying to paste information from another application, you will need to first paste the content in Windows Notepad to remove all formatting, prior to pasting into this box.

(DO NOT INSERT GRAPHS OR GRAPHICS)

Scroll down to see all questions on this form

0 of 6000

## Examples: Budgeted Items

Items listed in the concept paper budget must also correlate to the Statement of the Problem and the Proposed Solution.

If the concept paper budget includes Personnel Services, the Proposed Solution language should include statements like:

***“Officers will receive overtime to...”***

***“The Principle Investigator will ...”***

***“Two Developers are necessary to....”***

***“Other Personnel Services will be hired to process...”***

If the concept paper budget includes Contractual Services, the Proposed Solution language should include statements like:

***“A contract will be executed for [type of service] to ...”***

If the concept paper budget includes Expenses and/or Equipment Costing \$5,000 or more, and/or special equipment in the Expenses category (i.e.: speed measurement devices or other specialized equipment) the Proposed Solution language should include statements like:

***“[Type of equipment] will be purchased to [explanation of how equipment will be used to implement solution]”***

The equipment being requested should also correlate to the program area selected. For example, an occupant protection priority area concept paper should not include a request for speeding related equipment.

## Sustainability

The FDOT State Safety Office is required to explain to NHTSA and Florida's Governor's Highway Safety Representative the impact of funding or not funding concept papers and is required for both Statewide and Local Projects. The Sustainability section is required to describe how the applicant will continue or not continue the funded traffic safety efforts after the funding period has ended. If you will not/cannot continue the safety efforts after the subgrant year, provide details about what will prevent you from continuing and impacts if funding was not awarded.

**Sustainability:** (Provide details about how you plan to continue the safety efforts after the initial funding period has ended. If you cannot continue the safety efforts, provide details about what will prevent you from continuing.)

Sustainability can be typed in this box.

If you are trying to paste information from another application, you will need to first paste the content in Windows Notepad to remove all formatting, prior to pasting into this box.

(DO NOT INSERT GRAPHS OR GRAPHICS)

Scroll down to see all questions on this form

0 of 4000

## Project Objectives

Provided below are standard objectives and evaluations for specific program areas. These objectives are standard minimums. Applicants may choose to add additional objectives but must include the minimum standards provided. Any additional objectives must be quantifiable and correlate to the Statement of the Problem and the Proposed Solution. Baseline data should be provided for all objectives.

A list of standard language objectives by priority area has been provided on pages 32–34.


**Project Objectives:** (List the short term objectives that you have for the project. All objectives must be quantifiable, such as, "To reduce the number of crashes by 5% compared to the 3 year average of the most recent data by conducting 12 sobriety checkpoints during the sub-grant period; providing 12 public education outreach events in the community during the sub-grant period..")

Project Objectives can be typed in this box.

If you are trying to paste information from another application, you will need to first paste the content in Windows Notepad to remove all formatting, prior to pasting into this box.

(DO NOT INSERT GRAPHS OR GRAPHICS)

Scroll down to see all questions on this form



## Evaluation

For each objective listed above, provide an explanation describing the method that will be used to determine if/how the objective was met at the end of the subgrant period.

0 of 4000 \*

SAVE SAVE/NEXT NEXT CHECK GLOBAL ERRORS

**Evaluation:** (Explain how you will determine each project objective has been met by using one or more of the following: Process/Administrative, Impact, and Outcome. Details about the four methods of evaluation can be found [here](#))

Press "Save" to save your progress on this form.

Or

Press "Save/Next" to save progress on this form and advance to the next page.

### Distracted Driving-Specific HVE Standard Objectives/Evaluation Measures

OBJECTIVE	EVALUATION MEASURE
Strive to decrease distracted driving-related crashes and fatalities [county/city]wide by % when compared to the previous three year average.	Distracted driving-related crashes and fatalities are reduced by % [county/city]wide, compared to the previous three year average.
Conduct at least # distracted driving high visibility overtime enforcement operations [during the project period/per month/per quarter].	The number of distracted driving high visibility overtime enforcement operations conducted [during the project period/per month/per quarter].
Conduct and/or participate in # educational/community outreach activities to increase distracted driving_awareness [during the project period/per month/per quarter].	The number of educational/community outreach activities conducted and/or participated in to increase distracted driving awareness [during the project period/per month/per quarter].
Provide distracted driving information and education to the public through the use of message boards,local media outlets,social media and/or press releases at least # times [during the project period/per month/per quarter].	The number of instances that distracted driving_information and education is provided to the public through the use of message boards,local media outlets,social media and/or press releases [during the project period/each month/each quarter].



### Impaired Driving-Specific HVE Standard Objectives/Evaluation Measures

OBJECTIVE	EVALUATION MEASURE
Strive to decrease impaired driving-related crashes and fatalities [county/city]wide by █% when compared to the previous three year average.	Impaired driving-related crashes and fatalities are reduced by █% [county/city]wide, compared to the previous three year average.
Conduct at least # impaired driving high visibility overtime enforcement operations [during the project period/per month/per quarter].	The number of impaired driving high visibility overtime enforcement operations conducted [during the project period/per month/per quarter].
Participate in the National Drive Sober or Get Pulled Over campaign through impaired driving overtime enforcement operations and educational/community activities.	The number of impaired driving overtime enforcement operations conducted, and education/community activities conducted/participated in during the Drive Sober or Get Pulled Over campaign.
Conduct and/or participate in # educational/community outreach activities to increase impaired driving awareness [during the project period/per month/per quarter].	The number of educational/community outreach activities conducted and/or participated in to increase impaired driving awareness [during the project period/per month/per quarter].
Provide impaired driving information and education to the public through the use of message boards,local media outlets,social media and/or press releases at least # times [during the project period/per month/per quarter].	The number of instances that impaired driving information and education is provided to the public through the use of message boards, local media outlets,social media and/or press releases [during the project period/each month/each quarter].

### Motorcycle-Specific HVE Standard Objectives/Evaluation Measures

OBJECTIVE	EVALUATION MEASURE
Strive to decrease motorcycle crashes and fatalities [county/city]wide by % when compared to the previous three year average.	Motorcycle crashes and fatalities are reduced by % [county/city]wide, compared to the previous three year average.
Conduct at least # motorcycle high visibility overtime enforcement operations [during the project period/per month/per quarter].	The number of motorcycle high visibility overtime enforcement operations conducted [during the project period/per month/per quarter].
Participate in the National Motorcycle Safety campaign through motorcycle driving overtime enforcement operations and educational/community activities.	The number of motorcycle overtime enforcement operations conducted, and education/community activities conducted/participated in during the Motorcycle Safety campaign.
Conduct and/or participate in # educational/community outreach activities to increase motorcycle safety awareness [during the project period/per month/per quarter].	The number of educational/community outreach activities conducted and/or participated in to increase motorcycle safety awareness [during the project period/per month/per quarter].
Provide motorcycle safety information and education to the public through the use of message boards,local media outlets,social media and/or press releases at least # times [during the project period/per month/per quarter].	The number of instances that motorcycle safety information and education is provided to the public through the use of message boards, local media outlets,social media and/or press releases [during the project period/each month/each quarter].

### Occupant Protection-Specific HVE Standard Objectives/Evaluation Measures

OBJECTIVE	EVALUATION MEASURE
Strive to decrease occupant protection-related crashes and fatalities [county/city]wide by ___% when compared to the previous three year average.	Occupant protection-related crashes and fatalities are reduced by ___% [county/city]wide, compared to the previous three year average.
Increase the safety belt usage rate in [county/city] by ___% during the project period.	The safety belt usage rate in [county/city] is increased by at least ___% during the project period.
Conduct at least # occupant protection high visibility overtime enforcement operations [during the project period/per month/per quarter].	The number of occupant protection high visibility overtime enforcement operations conducted [during the project period/per month/per quarter].
Conduct # nighttime (between the hours of 9:00 pm and 6:00 am) occupant protection high visibility overtime enforcement operations conducted [during the project period/per month/per quarter].	The number of nighttime (between the hours of 9:00 pm and 6:00 am) occupant protection high visibility overtime enforcement operations conducted [during the project period/per month/per quarter].
Participate in the National Click It or Ticket campaign through occupant protection overtime enforcement operations and educational/community activities.	The number of occupant protection overtime enforcement operations conducted, and education/community activities conducted/participated in during the Click It or Ticket campaign.
Conduct and/or participate in # educational/community outreach activities to increase occupant protection awareness [during the project period/per month/per quarter].	The number of educational/community outreach activities conducted and/or participated in to increase occupant protection awareness [during the project period/per month/per quarter].
Provide occupant protection information and education to the public through the use of message boards,local media outlets,social media and/or press releases at least # times [during the project period/per month/per quarter].	The number of instances that occupant protection information and education is provided to the public through the use of message boards,local media outlets,social media and/or press releases [during the project period/each month/each quarter].
Conduct # child safety seat checks or child passenger safety classes [during the project period/per month/per quarter].	The number of child safety seat checks or child passenger safety classes conducted [during the project period/per month/per quarter].

## Speeding and/or Aggressive Driving-Specific HVE Standard Objectives/Evaluation Measures

OBJECTIVE	EVALUATION MEASURE
Strive to decrease speeding and/or aggressive driving-related crashes and fatalities [county/city]wide by ___% when compared to the previous three year average.	Speeding and/or aggressive driving-related crashes and fatalities are reduced by ___% [county/city]wide, compared to the previous three year average.
Conduct at least # speeding and/or aggressive driving high visibility overtime enforcement operations [during the project period/per month/per quarter].	The number of speeding and/or aggressive driving high visibility overtime enforcement operations conducted [during the project period/per month/per quarter].
Participate in the Operations Southern Shield campaign through speeding and/or aggressive driving overtime enforcement operations and educational/community activities.	The number of speeding and/or aggressive driving overtime enforcement operations conducted, and education/community activities conducted/participated in during the Southern Shield campaign.
Conduct and/or participate in # educational/community outreach activities to increase speeding and/or aggressive driving awareness [during the project period/per month/per quarter].	The number of educational/community outreach activities conducted and/or participated in to increase speeding and/or aggressive driving awareness [during the project period/per month/per quarter].
Provide speeding and/or aggressive driving information and education to the public through the use of message boards, local media outlets, social media, and/or press releases at least # times [during the project period/per month/per quarter].	The number of instances that speeding and/or aggressive driving information and education is provided to the public through the use of message boards, local media outlets, social media, and/or press releases [during the project period/each month/each quarter].

### Teen Driver-Specific HVE Standard Objectives/Evaluation Measures

OBJECTIVE	EVALUATION MEASURE
Strive to decrease teen driver-related crashes and fatalities [county/city]wide by % when compared to the previous three year average.	Teen driver-related crashes and fatalities are reduced by % [county/city]wide, compared to the previous three year average.
Conduct at least # teen driver high visibility overtime enforcement operations [during the project period/per month/per quarter].	The number of teen driver high visibility overtime enforcement operations conducted [during the project period/per month/per quarter].
Conduct and/or participate in # educational/community outreach activities to increase teen driver awareness [during the project period/per month/per quarter].	The number of educational/community outreach activities conducted and/or participated in to increase teen driver awareness [during the project period/per month/per quarter].
Provide teen driver information and education to the public through the use of message boards, local media outlets, social media, and/or press releases at least # times [during the project period/per month/per quarter].	The number of instances that teen driver information and education is provided to the public through the use of message boards, local media outlets, social media, and/or press releases [during the project period/each month/each quarter].

### Work Zone-Specific HVE Standard Objectives/Evaluation Measures

OBJECTIVE	EVALUATION MEASURE
Strive to decrease work zone crashes and fatalities [county/city]wide by % when compared to the previous three year average.	Work zone crashes and fatalities are reduced by % [county/city]wide, compared to the previous three year average.
Conduct at least # work zone high visibility overtime enforcement operations [during the project period/per month/per quarter].	The number of work zone high visibility overtime enforcement operations conducted [during the project period/per month/per quarter].
Participate in the National Work Zone Safety campaign through work zone overtime enforcement operations and educational/community activities.	The number of work zone overtime enforcement operations conducted, and education/community activities conducted/participated in during the National Work Zone Safety campaign.
Conduct and/or participate in # educational/community outreach activities to increase work zone awareness [during the project period/per month/per quarter].	The number of educational/community outreach activities conducted and/or participated in to increase work zone awareness [during the project period/per month/per quarter].
Provide work zone information and education to the public through the use of message boards,local media outlets,social media and/or press releases at least # times [during the project period/per month/per quarter].	The number of instances that work zone information and education is provided to the public through the use of message boards,local media outlets,social media and/or press releases [during the project period/each month/each quarter].

## Additional Questions for Traffic Records Coordinating Committee (TRCC) Priority Area

*This section is only required to be completed if requesting funding from the TRCC by selecting "Traffic Records Coordinating Committee" in the "Applicant Information" section of the concept paper.*

**APPLICANT INFORMATION**

**Instructions:**  
Please complete this page, then click the **Save** button.  
Required fields are marked with an \*

**Applicant Agency:**  \*

**Implementing Agency:**  \*

**Concept Paper Title:**  \*

**Amount Requested:**  \*

**Priority Area for Concept Paper (Select Only One): \***

<input type="radio"/> Aging Road Users	<input type="radio"/> Planning and Administration (FDOT Only)
<input type="radio"/> Community Traffic Safety Outreach	<input type="radio"/> Police Traffic Services
<input type="radio"/> Distracted Driving	<input type="radio"/> Public Traffic Safety Professionals Training
<input type="radio"/> Impaired Driving	<input type="radio"/> Speed/Aggressive Driving
<input type="radio"/> Motorcycle Safety	<input type="radio"/> Teen Driver Safety
<input type="radio"/> Occupant Protection and Child Passenger Safety	<input type="radio"/> Traffic Records
<input type="radio"/> Paid Media (FDOT Only)	<input type="radio"/> Traffic Records Coordinating Committee (TRCC)
<input type="radio"/> Pedestrian and Bicycle Safety	<input type="radio"/> Work Zone Safety

**Type of Project (Select Only One): \***      **Type of Request (Select Only One): \***

☐ Local    ☐ Statewide      ☐ Initial    ☐ Continuation - Year

Previous Year's Project Number (if Continuation): \*

Home

Organization(s) | Profile | Logout

SAVE SAVE/NEXT NEXT PRINT VERSION ADD NOTE CHECK GLOBAL ERRORS

Menu Forms Menu Status Changes Management Tools Related Documents and Messages

**Forms Menu**

- Concept Papers
  - Applicant Information
  - Project Details
  - Additional Information
  - Personnel Services
  - Contractual Services
  - Expenses
  - Equipment Costing \$5,000 or More
  - Indirect Cost

Concept Papers

**ADDITIONAL INFORMATION**

**Instructions:**  
Please complete this page, then click the **Save** button.  
Required fields are marked with an \*

**Do you anticipate needing funding for multiple years to complete this project? \***  
☐ Yes ☐ No

**Project will impact the following Traffic Records Information Systems: (check all that apply) \***  
☐ Citation/Adjudication ☐ Driver ☐ Roadway  
☐ Crash ☐ Vehicle ☐ EMS/Injury Surveillance System

**Project will impact the following performance area(s): (check all that apply)**  
☐ Timeliness ☐ Completeness ☐ Accuracy  
☐ Uniformity ☐ Accessibility ☐ Integration

**Project will advance the following goal(s) for Florida Traffic Safety Information Systems: (Select All That Apply)**  
☐ Accessibility ☐ DataQuality ☐ Utilization  
☐ Coordination ☐ Integration

**Goal Support:** (Explain how the project will help advance the goal(s) selected above.)

**The following explains what should be entered in each field of this form:**

**Do you anticipate needing funding for multiple years to complete this project?** – Select “Yes” if you anticipate needing funding for multiple years to complete the project. Please provide a projection of how much is expected to be spent in current and each future year(s) to allow a full understanding of the funding needs required.

**Project will impact the following Traffic Records Information System(s)** – Select which of the state’s six traffic records systems (Citation/Adjudication, Crash, Driver, EMS/Injury Surveillance system, Roadway, and Vehicle) the project will impact.

**Project will impact the following performance area(s)** – Select which of the six performance areas the project will impact.

**Project will advance the following goal(s) for Florida’s Traffic Safety Information Systems** – Select which of the state’s five goals of Florida’s TRCC as documented in the Florida Traffic Safety Information System Strategic Plan 2017–2021 the project will impact. The goals are:

**Goal 1: Coordination** - Provide ongoing coordination in support of multi-agency initiatives and projects which improve traffic records information systems.

**Goal 2: Data Quality** - Develop and maintain complete, accurate, uniform, and timely traffic records data.

**Goal 3: Integration** - Provide the ability to link traffic records data.

**Goal 4: Accessibility** - Facilitate access to traffic records data.



**Goal 5: Utilization** - Promote the use of traffic records data.

**Goal Support** – Explain how the project will help advance the goal(s) selected above

Once all questions are complete, click “Save” to preserve the entered information. Click “Save/Next” to advance to the next form.

Home Concept Papers/Grants Reimbursement/Performance Reports Concept Papers/Grants2

Training Materials Organization(s) Profile Logout

SAVE SAVE/NEXT NEXT CHECK GLOBAL ERRORS

Menu Forms Menu Status Changes Management Tools Related Documents and Messages

Back

Document Information: [CPG-2022-Concept Te-00009](#)

Details

You are here: > [2022 Highway Safety Grant Program Menu](#) > [Forms Menu](#)

ADDITIONAL INFORMATION

## Concept Paper Budget

Concept paper budget costs must be reasonable, allowable, and necessary and be directly related to the stated problem and proposed solution. \*Budgeted items should be clearly defined in the proposed solution and describe a clear need for the budget item and how it will be used in the project.

Standard language for this form is provided below. Please copy and paste into the system or manually enter the information exactly as provided. One additional line is provided below the last completed line each time you save the form.

Specific guidance has been provided for Enforcement Concept Papers and Statewide Concept Papers.

\*\*\*To add additional lines within Budget Categories, complete the entries with the lines provided, then save the form. One additional line is provided each time you complete a line and save the form\*\*\*

CONCEPT PAPER BUDGET					
Instructions:					
Please complete this page, then click the <b>Save</b> button.					
Required fields are marked with an *					
BUDGET CATEGORY	NARRATIVE:	FEDERAL FUNDS	MATCH	TOTAL	INDIRECT ELIGIBLE
<b>A. Personnel Services</b>					
<input type="text"/>	<input type="text"/>	<input type="text"/>	<input type="text"/>		<input type="checkbox"/> Yes
	0 of 1000				
<b>Subtotal</b>					
<b>B. Contractual Services</b>					
<input type="text"/>	<input type="text"/>	<input type="text"/>	<input type="text"/>		<input type="checkbox"/> Yes
	0 of 1000				
<b>Subtotal</b>					
<b>C. Expenses - Any purchase with a per item unit cost of \$200 or more from any line item within this Category, excluding software, must have FDOT State Safety Office written approval, prior to purchase.</b>					
<input type="text"/>	<input type="text"/>	<input type="text"/>	<input type="text"/>		<input type="checkbox"/> Yes
	0 of 1000				
<b>Subtotal</b>					
<b>D. Equipment Costing \$5,000 or More</b>					
<input type="text"/>	<input type="text"/>	<input type="text"/>	<input type="text"/>		<input type="checkbox"/> Yes
	0 of 1000				
<b>Subtotal</b>					
<b>E. Indirect Cost</b>					
<input type="text"/> %	<input type="text"/>				
	0 of 1000				
<b>Subtotal</b>					
<b>Total Cost of Project</b>					

# Budget Guidance for Enforcement Concept Papers

## Personnel Services (For Enforcement Concept Papers)

The Personnel Services category is to identify overtime salary and benefits costs that are being requested for reimbursement in the concept paper. The Budget Category and Budget Narrative language will be different for agencies requesting benefits from those agencies who are not requesting benefits. Please choose the appropriate language based on your specific situation.

**Note:** Anything in [brackets] requires **REPLACEMENT** of that information based on your specific situation, using the example options provided. (see the examples for what the system entry should look like when complete)

Enter "0" in the match column for line completion.

### 1) Concept Papers requesting Overtime and Benefits:

**Budget Category:** Overtime Salary and Benefits

**Budget Narrative:** Overtime Salary for [insert applicable positions], benefits to include [insert benefits].

Positions options: (Include all applicable)

- law enforcement officers
- administrative staff
- dispatchers
- public health service aides
- [the title of special positions within your agency]

Benefits options: (Include all applicable)

- FICA (Medicare only)
- FICA (Social Security and Medicare)
- retirement
- workers compensation
- fringe rate
- health insurance
- life insurance
- [The title of agency specific benefit].

**Overtime with Benefits Example:** ABC Police Department wants reimbursement of overtime for officers and public health services aides and applicable benefits associated with those overtime salaries are Medicare, retirement and workers compensation.

BUDGET CATEGORY	NARRATIVE:
<b>A. Personnel Services</b>	
Overtime Salary and Benefits	Overtime Salary and Benefits for law enforcement officers and public health service aides, benefits to include FICA (Medicare Only), Retirement, and Workers Compensation.
	170 of 1000

2) Concept Papers requesting Overtime Only:

**Budget Category:** Overtime Salary

**Budget Narrative:** Overtime Salary for [insert applicable positions].

Example positions:

- law enforcement officers
- administrative staff
- dispatchers
- public health service aides
- Any special positions

**Overtime Only Example:**

*XYZ Police Department is a small agency wants reimbursement of overtime for officers and dispatchers and is not seeking reimbursement for any associated benefits costs.*

BUDGET CATEGORY	NARRATIVE:
A. Personnel Services	
Overtime Salary	Overtime Salary for law enforcement officers and dispatchers.
	61 of 1000
Subtotal	

### Contractual Services (For Enforcement Concept Papers)

The Contractual Services category is used to identify costs associated with services that require a written agreement that are being requested for reimbursement in the concept paper.

Standard language for the most common Contractual Services are provided below. Please copy and paste or manually type the standard language provided for each type of Contractual Service. If the item(s) you are trying to include is not provided in the standard list below, please use the budget category to concisely identify the Contractual Service and the budget narrative to further explain what it is.

\*\*\*To add more than one contractual services item, complete the entry for the first item then save the form. One additional line is provided each time you complete a line and save the form\*\*\*

Enter "0" in the match column for line completion.

**Budget Category:** Contracted Services

**Budget Narrative:** Contract with [Vendor Name] to [program area activity].

#### **Contractual Services Example:**

*ABC Police Department is going to conduct a series of DUI Checkpoints. They will be contracting with the Sheriff's Department to transport offenders from the checkpoint to the jail for processing, so that their staff hours will be concentrated on enforcement of the Checkpoints.*

B. Contractual Services	
Contracted Services	Contract with ABC County Sheriff's Office to transport offenders during checkpoints.
84 of 1000	
Subtotal	

### Expenses (For Enforcement Concept Papers)

#### **CONCEPTS FOR EQUIPMENT WITHOUT OVERTIME ENFORCEMENT ARE NOT ALLOWABLE WITH NTHSA FUNDING AND WILL NOT BE CONSIDERED.**

The Expenses category is used to identify direct expenditures being requested such as: public information and education materials, speed measurement devices, or any other necessary items with a unit cost of less than \$5,000. Guidance for Equipment costing \$5,000 or more is provided in the next section. Items included should be logically associated with the program area selected and the statement of the problem provided in the project details section of the concept paper.

Standard language for the most common enforcement related expenses are provide below. Please copy and paste or manually type the standard language provided for each type of expense. If the item(s) you are trying to include is not provided in the standard list below, please use the budget category to concisely identify the expense and the budget narrative to further explain what it is.

\*\*\*To add more than one expense item, complete the entry for the first item then save the form. One additional line is provided each time you complete a line and save the form\*\*\*

Enter "0" in the match column for line completion.

Budget Category	Budget Narrative
Public Information and Education Items	For the purchase of outreach materials to be distributed to the public for program implementation and outreach. Includes banners, yard signs, or any other publicly distributed printed program material to include shipping and handling charges. Materials must have written approval from the FDOT State Safety Office prior to purchasing.
Speed Measurement Devices	For the purchase of speed measurement devices required for program implementation.
Traffic Cones	For the purchase of traffic cones required for program implementation.
Portable Breath Test (PBT) Devices and Tubes.	For the purchase of portable breath test devices and single use tubes.
Portable Breath Test (PBT) Tubes	For the purchase of single use breathing tubes for portable breath test devices.

Tool Kits	For the purchase of items to include in tool kits that are not distributed to the public for program implementation and outreach. Materials must have written approval from the FDOT State Safety Office prior to purchasing. (Individual toll kits cannot have a per kit cost of \$5,000 or more.)
Training Materials*	Training materials for SMART courses, to include cones and paint necessary for program implementation.

\*Only applicable to Motorcycle Safety SMART course concept papers.

### Expenses Example:

*XYZ County Sheriff's Office is submitting a Speed/Aggressive Driving concept to conduct saturation patrols in areas with high fatalities and injuries from speeding. They are requesting funds to print informational brochures about the costs and risks associated with speeding along with some local statistics. They also are requesting to purchase one speed measurement device for each traffic unit officer, as the agency only has one currently.*

C. Expenses - Any purchase with a per item unit cost of \$200 or more from any line item within this Category, excluding software, purchase.	
Public Information and Education Items	For the purchase of outreach materials to be distributed to the public for program implementation and outreach. Includes banners, yard signs, or any other publicly distributed printed program material to include shipping and handling charges. Materials must have written approval from the FDOT State Safety Office prior to purchasing.
	334 of 1000
Speed Measurement Devices	For the purchase of speed measurement devices required for program implementation.
	82 of 1000
	0 of 1000
Subtotal	

\*\*\*To add more than one expense item, complete the entry for the first item then save the form. One additional line is provided each time you complete a line and save the form\*\*\*

### **Equipment Costing \$5,000 or More (For Enforcement Concept Papers)**

#### **CONCEPTS FOR EQUIPMENT WITHOUT OVERTIME ENFORCEMENT ARE NOT ALLOWABLE WITH PER NHTSA GUIDELINES AND WILL NOT BE CONSIDERED.**

The Equipment Costing \$5,000 or more category is used to identify requests for equipment with a per unit costs of \$5,000 or more and should include a quantity for each piece of equipment.

Standard language for the most common enforcement related equipment costing \$5,000 or more are provide below. Please copy and paste or manually type the standard language provided for each type of expense. Items not included in the list below are less likely to funded.

**Note:** Items in this category are considered “Equipment” from the federal standpoint and will be subject to NHTSA approval and bi-annual monitoring of use and condition until disposal. Anything funded in this category must be solely used for the purpose intended at purchase until disposed of. (Example: a message board purchased for a speed and aggressive driving subgrant must be used to promote speed and aggressive driving messages until disposed of.)

Budget Category	Budget Narrative
Distracted Driving Simulator	For the purchase of [quantity] distracted driving simulator for program implementation.
Fatal Vision Community Event Pack	For the purchase of [quantity] Fatal Vision community event pack(s) for program implementation.
Fatal Vision Marijuana Campaign Kit	For the purchase of [quantity] Fatal Vision Marijuana Campaign Kit(s) for program implementation.
In-Car Video System	For the purchase of [quantity] In-Car Video System(s) for program implementation.
Intoxilyzer	For the purchase of [quantity] Intoxilyzer(s) for program implementation.
Intoxilyzer and Printer	For the purchase of [quantity] Intoxilyzer(s) and Printer(s) for program implementation.
Light Tower	For the purchase of [quantity] light tower for program implementation.
Message Board	For the purchase of [quantity]message board for program implementation.
Speed Reporting Trailer	For the purchase of [quantity] speed reporting trailer for program implementation.
Speed Message Board	For the purchase of [quantity] speed reporting and message board combo trailer for program implementation.



### Equipment Costing \$5,000 or More Example

*ABC Police Department is experiencing an increasing amount of fatalities and serious injuries related to speeding in school zones. They are requesting to purchase one speed reporting and message board combo trailer to provide a visual cue regarding a driver speed, while also providing recent speeding related fatality statistics and safety messages to support the High Visibility Enforcement (HVE) operations being conducted in school zones.*

D. Equipment Costing \$5,000 or More	
Speed Message Board	For the purchase of one speed reporting and message board combo trailer for program implementation.
	99 of 1000
	0 of 1000
Subtotal	

## Indirect Costs

Indirect costs are costs that cannot be charged directly to a project. If a subrecipient has a federally negotiated indirect cost rate, it may be applied to the subgrant. If a subrecipient does not have a federally negotiated indirect cost rate, a rate up to the de minimis indirect cost rate of 10% of modified total direct costs may be applied. A subrecipient may opt to request a lower or no indirect costs rate, even if it has a federally negotiated indirect cost rate. Concept papers requesting indirect costs will be awarded based on cost benefit, available funding, and if the indirect cost rate requested significantly affects the proposed project's ability to adequately address the traffic safety need.

The FDOT State Safety Office has historically not awarded indirect costs for local projects, law enforcement agencies for enforcement activities, or rates over 10%.

### **Indirect Costs Example**

*ABC Police Department is not seeking indirect cost; therefore, no entry is required for the indirect cost category.*

E. Indirect Cost	
<input type="text"/> %	
0 of 1000	

Once all budget line items have been completed:

- 1) Save the Concept Budget Form one last time
- 2) Advance to page 56 of these instructions for guidance for final review and submission of your enforcement concept paper.

# Budget Guidance for Statewide Concept Papers

## Personnel Services (For Statewide Concept Papers)

The Personnel Services category is to identify any full-time salary and/or Other Personnel Services (OPS) salary and benefits costs that are being requested for reimbursement in the concept paper. Each proposed personnel service position should be listed as an individual line item, except for OPS positions (see instructions below). Standard language has been provided below, please choose the appropriate language based on your specific situation.

**Note:** Anything in [brackets] requires **REPLACEMENT** of that information based on your specific situation, using the example options provided. (see the examples for what the system entry should look like when complete)

**Note:** Agency bonuses are not considered personnel services costs or benefits and are not allowable. Personnel costs and benefits are eligible for indirect costs per 2 CFR 200.68. (excluding tuition waivers)

\*\*\*To add more than one personnel line item, complete the entry for the first item then save the form. One additional line is provided each time you complete a line and save the form\*\*\*

Enter "0" in the match column for line completion.

### 1) Personnel Positions (not OPS):

#### **Budget Category: [Position Title]**

Position title examples:

- Law Enforcement Liaison – District 1, Law Enforcement Liaison Coordinator
- Information Technology Specialist, Systems Administrator, Management Analyst II
- Project Medical Director (PMD), Project Support Coordinator (PSC)

**Budget Narrative:** Salary and Benefits to include [list of benefits to be reimbursed along with any necessary agency language required for salaried positions]

Benefit examples:

- FICA (Medicare only)
- FICA (Social Security and Medicare)
- Retirement
- Workers Compensation
- Fringe Rate
- Other items that may be applicable such as health and life insurance, drop policies, leave payouts, etc.
- Terminal Leave [if applicable]

### Personnel Position Example:

LMNOP Agency is going to hire a Program Coordinator to administer a statewide teen traffic safety outreach and education program. A Planner IV is required to handle the administrative workload of statewide planning and dissemination. The agency is requesting health insurance, life insurance, retirement, social security, and Medicare benefits associated with the salaries.

BUDGET CATEGORY	NARRATIVE:
<b>A. Personnel Services</b>	
Program Coordinator	Salary and benefits to include: health insurance, life insurance, retirement, FICA (Social Security and Medicare)
	97 of 1000
Planner IV	Salary and benefits to include: health insurance, life insurance, retirement, FICA (Social Security and Medicare)
	113 of 1000
	0 of 1000
<b>Subtotal</b>	

## 2) Other Personnel Services (OPS)

If your agency has titled positions that are classified as OPS, you may list the position name with “(OPS)”

If your agency has no title designations for OPS positions, you may enter “Other Personnel Services (OPS)” in the Budget Category

**Budget Category:** [Position title] (OPS)  
or Other Personnel Services (OPS)

**Budget Narrative:** Salary and benefits to include [list of benefits to be reimbursed along with any necessary agency language required for OPS positions]

Benefit examples:

- FICA (Medicare only)
- FICA (Social Security and Medicare)
- Retirement
- Workers Compensation
- Fringe Rate
- Other items that may be applicable such as health and life insurance, drop policies, leave payouts, etc.
- Terminal Leave [if applicable]

### Other Personnel Services (OPS) Without Titles Example:

*Agency LMNOP is requesting funding for a full-time salary program coordinator and multiple OPS positions for a Statewide Find a Ride system call center for aging road users. Benefits for salary positions include health, life, retirement, Social Security and Medicare. OPS benefits are Social Security, Medicare and workers compensation. Agency LMNOP also requires a stipulation to be included that all OPS positions are not eligible for leave payout upon separation.*

BUDGET CATEGORY	NARRATIVE:
<b>A. Personnel Services</b>	
Program Coordinator	Salary and benefits to include: health insurance, life insurance, retirement, FICA (Social Security and Medicare)
	113 of 1000
Other Personnel Service (OPS)	Salary and benefits to include: FICA (Social Security and Medicare) and workers compensation. OPS positions are not eligible for leave payout upon separation.
	159 of 1000

### Other Personnel Services (OPS) Position Example:

Agency LMNOP is requesting funding for a full-time salary program coordinator and an OPS Administrative Assistant and multiple OPS Instructors for a Statewide Impaired Driving Program. Benefits for salary positions include health, life, retirement Social Security and Medicare. OPS benefits are Social Security, Medicare and workers compensation.

BUDGET CATEGORY	NARRATIVE:
<b>A. Personnel Services</b>	
Program Coordinator	Salary and benefits to include: health insurance, life insurance, retirement, FICA (Social Security and Medicare)
	113 of 1000
Administrative Assistant (OPS)	Salary and benefits to include: FICA (Social Security and Medicare) and workers compensation.
	93 of 1000
Instructor(s) (OPS)	Salary and benefits to include: FICA (Social Security and Medicare) and workers compensation.
	93 of 1000

### 3) Tuition Waivers

If you are a University seeking reimbursement of tuition waivers for eligible employees, tuition waivers must be listed as a separate line in the Personnel Service Category.

Note: Tuition waivers are not eligible to receive indirect costs per 2 CFR 200.68.

**Budget Category:** Tuition Waiver(s)

**Budget Narrative:** Tuition waivers for applicable employees.

### Tuition Waiver Example:

Tuition Waiver(s)	Tuition waivers for applicable employees.
	41 of 1000

### Contractual Services (For Statewide Concept Papers)

The Contractual Services category is used to identify costs associated with services that require a written agreement that are being requested in the concept paper.

Standard language for the most common Contractual Services are provided below. Please copy and paste or manually type the standard language provided for each type of Contractual Service. If the item(s) you are trying to include is not provided in the standard list below, please use the budget category to concisely identify the Contractual Service and the budget narrative to further explain what it is.

Indirect Costs (IDC) Eligibility is determined by 2 CFR 200.68 and may differ depending on your approved indirect cost rate plan.

\*\*\*To add more than one contractual services item, complete the entry for the first item then save the form. One additional line is provided each time you complete a line and save the form\*\*\*

Enter "0" in the match column for line completion.

Budget Category	Budget Narrative	IDC Eligible
Contracted Services	Contract with [consultant / vendor] to [program area activities].	YES
Data and Network Hosting (Under \$5,000)	Hosting of Data and Network for [program area activities]. (Individual contractual service agreements cannot have a per agreement cost of \$5,000 or more.) (Cannot combine multiple data contracts into one line item that equals \$5,000 or more.)	YES
Data and Network Hosting (Over \$5,000)	Hosting of Data and Network for [program area activities]	NO
Data, Network and/or Website Hosting (Under \$5,000)	Hosting of the [program area activities] Website. (Individual contractual service agreements cannot have a per agreement cost of \$5,000 or more.) (Cannot combine multiple data contracts into one line item that equals \$5,000 or more.)	YES
Data, Network and/or Website Hosting (Over \$5,000)	Hosting of the [program area activities] Website.	NO
Evaluation Contracts	Contractual agreements to conduct [program area] surveys.	YES
Paid Media Subcontract Agreements	Paid Media purchases and paid media development(s) to include agency fees.	YES

Speakers and Presenters (honorariums)	Speaking fees for [program area activities]	YES
Strategic Planning Services	Contract with [consultant / vendor] to coordinate coalition efforts to develop and implement the statewide strategic plan.	YES
Web Services (Under \$5,000)	Web services to include domain and hosting support for website. (Individual contractual service agreements cannot have a per agreement cost of \$5,000 or more.) (Cannot combine multiple data contracts into one line item that equals \$5,000 or more.)	YES
Web Services (Over \$5,000)	Web services to include domain and hosting support for website.	NO



### Expenses (For Statewide Concept Papers)

The Expenses category is used to identify direct expenditures with a unit costs of less than \$5,000 that are being requested. Guidance for Equipment costing \$5,000 or more is provided in the next section.

Expenses should be logically associated with the program area selected and the Statement of the Problem provided in the project details section of the concept paper.

Standard language for the most common expenses are provided below. Please copy and paste or manually type the standard language provided for each type of expense. Please take a moment to READ the narrative provided for the budget category line items to ensure that you have chosen the correct title for your circumstances.

If the Expense item(s) you are trying to include is/are not provided in the standard list below, please use the budget category to concisely identify the Expense and the budget narrative to further explain what it is.

Indirect Costs (IDC) Eligibility is determined by 2 CFR 200.68 and may differ depending on your approved indirect cost rate plan.

\*\*\*To add more than one expense item, complete the entry for the first item then save the form. One additional line is provided each time you complete a line and save the form\*\*\*

Enter "0" in the match column for line completion.

Budget Category	Budget Narrative	IDC Eligible
Communication Equipment and Services	Equipment and services to include cellular phones, air cards/hotspot, monthly service plans, and any necessary cables and accessories for program implementation. (Individual equipment purchases cannot have a per unit cost of \$5,000 or	YES
Computers and Computer Supplies	Computer and computer supplies to include computers, monitors, printers, server and data storage supplies, hard drives, universal serial bus (USB), networking, hardware, batteries, and any necessary cables and accessories, excluding computer software and licenses. (Individual equipment purchases cannot have a per unit cost of \$5,000 or more.)	YES
Computer Software and Licenses (Under \$5,000)	Computer software and/or licenses purchase for program implementation. (Individual software and/or licenses cannot have a per unit/per vendor cost of \$5,000 or more)	YES
Computer Software and Licenses (Over \$5,000)	Computer software and/or licenses purchase for program implementation that expires after a 365-day service period.	YES

Computer Software and Licenses (Over \$5,000)	Computer software and/or licenses purchase for program implementation.	NO
Office Supplies	Non-computer related office supplies to include paper, ink cartridges, toner, and general desk supplies necessary for program implementation and outreach, excluding furniture.	YES
Display Materials	For the purchase of display materials that are not distributed to the general public for program implementation and outreach. Materials must have written approval from the FDOT State Safety Office prior to purchasing.	YES
Membership Fees	Necessary membership fees for program implementation. Memberships must have written approval from the FDOT State Safety Office prior to purchasing.	YES
Publications	Purchase of and/or subscription to subgrant related publications/legal research services. Publication purchase and/or subscription must have written approval from the FDOT State Safety Office prior to purchasing and/or subscription.	YES
Postage and Shipping	Outgoing shipping, freight, and/or postage for program implementation and outreach.	YES
Public Information and Education Items	For the purchase of outreach materials to be distributed to the public for program implementation and outreach. Includes banners, yard signs, or any other publicly distributed printed program material to include shipping and handling charges. Materials must have written approval from the FDOT State Safety Office prior to purchasing.	YES
Printing	Printing and duplication costs of program-related materials to include applicable shipping and handling charges and other related charges. Does not include the printing of Public Information and Education Items.	YES
Personal Protective Equipment and Supplies	For the purchase of disposable gloves, disinfecting wipes, disinfecting spray, face masks, face shields, and hand sanitizer to be used when working with [insert reason] by program staff and volunteers to maintain compliance with state and federal guidelines. Items are not allowed to be distributed to the general public.	YES
Testing Supplies	Necessary testing supplies for program implementation and outreach items such as [portable breath test (PBT) devices mouthpieces, PBT calibration materials].	YES
Testing Supplies **when line item total is \$5,000 or more	Necessary testing supplies for program implementation and outreach items such as [portable breath test (PBT) devices mouthpieces, PBT calibration materials].	NO

Tool Kits	For the purchase of items to include in tool kits that are not distributed to the general public for program implementation and outreach. Materials must have written approval from the FDOT State Safety Office prior to purchasing. (Individual toll kits cannot have a per kit cost of \$5,000 or more.)	YES
Translation Services	Translation services for program implementation.	YES
Student Tuition  **(For TCC/FPSI Training Subgrants)	Tuition to be reimbursed for Florida law enforcement officers who attend the training course. Any other personnel will be considered on case-by-case basis and must have prior written approval from the FDOT State Safety Office for tuition-free training. \$XX = On-Site at FPSI (Tuition, Lodging and Meals) \$XX Off-Site or * On-Site (Tuition Only)	NO
Student Tuition  **(For IPTM Training Subgrants)	Tuition to be reimbursed for Florida law enforcement officers who attend the training course. Any other personnel will be considered on case-by-case basis and must have prior written approval from the FDOT State Safety Office for tuition-free training. (\$XX per student)	NO
Travel – Program Related	Costs for program implementation and outreach by employees whose salaries are paid on this subgrant (see Part V for pre-requisite approvals).	YES
Travel – Coalition Related	Costs for coalition related activities (see Part V for pre-requisite approvals).	NO
Vehicle Fuel, Maintenance, and Repairs	Vehicle Fuel, maintenance, and repairs for program implementation and outreach.	YES
Facility/Warehouse Rental	Rental costs of [“facility type” or “warehouse”] for [program area activities].	NO
Web Services (Under \$5,000)	Web services to include domain and hosting support for website. (Individual services cannot have a per vendor cost of \$5,000 or more.) (Cannot combine multiple web services into one line item that equals \$5,000 or more.)	YES
Web Services (Over \$5,000)	Web services to include domain and hosting support for website.	NO
Staff Training  *(If personnel costs are included on subgrant)	Training registration costs for program employees whose salaries are paid on this subgrant. Training costs must have prior written approval from the FDOT State Safety Office.	YES
Staff Training  *(If personnel are NOT included on subgrant)	Training registration costs for program employees. Training costs must have prior written approval from the FDOT State Safety Office.	NO

**Equipment Costing \$5,000 or More (For Statewide Concept Papers)**

**CONCEPTS FOR EQUIPMENT WITHOUT PERSONNEL COSTS ARE NOT ALLOWABLE PER NHTSA GUIDELINES AND WILL NOT BE CONSIDERED.**

The Equipment Costing \$5,000 or more is used to identify requests for equipment with a per unit costs of \$5,000 or more and should include a quantity for each piece of equipment.

Standard language for the most common non-enforcement related equipment costing \$5,000 or more are provide below. Please copy and paste or manually type the standard language provided for each type of Equipment.

**Note:** Items in this category are considered "Equipment" from and federal standpoint and will be subject to NHTSA approval and bi-annual monitoring of use and condition until disposal. Anything funded in this category must be solely used for the purpose intended at purchase until disposed of.

Indirect Costs (IDC) are not eligible for this budget category per 2 CFR 200.68.

\*\*\*To add more than one expense item, complete the entry for the first item then save the form. One additional line is provided each time you complete a line and save the form\*\*\*

Enter "0" in the match column for line completion.

Budget Category	Budget Narrative
Distracted Driving Simulator	For the purchase of [quantity] distracted driving simulator for program implementation.
Fatal Vision Community Event Pack	For the purchase of [quantity] Fatal Vision community event pack(s) for program implementation.
Fatal Vision Marijuana Campaign Kit	For the purchase of [quantity] Fatal Vision Marijuana Campaign Kit(s) for program implementation.

### [Indirect Costs \(For Statewide Concept Papers\)](#)

Indirect costs are costs that cannot be charged directly to a project. If a subrecipient has a federally negotiated indirect cost rate, it may be applied to the subgrant. If a subrecipient does not have a federally negotiated indirect cost rate, a rate up to the de minimis indirect cost rate of 10% of modified total direct costs may be applied. A subrecipient may opt to request a lower or no indirect costs rate, even if it has a federally negotiated indirect cost rate. Concept papers requesting indirect costs will be awarded based on cost benefit, available funding, and if the indirect cost rate requested significantly affects the proposed project's ability to adequately address the traffic safety need.






The FDOT State Safety Office has historically not awarded indirect costs for local projects, law enforcement agencies for enforcement activities, or rates over 10%.

### **Concept Paper Summary Page**

The "Concept Paper Summary" Form is a system generated combination of the information provided in the Applicant Information and Project Details Forms.

This form is generated to allow a review for accuracy of all the information in one page. No changes can be made to this form. Corrections must be made to the Applicant Information Form or Project Details Form to be updated in this summary.

Once you have completed your review of this information, advance to the next form by clicking the "Next" button, or selecting the "Final Submission" form from the Forms Menu pop-up.

Status	Page Name	Note
Concept Papers		
	<a href="#">Applicant Information</a>	
	<a href="#">Project Details</a>	
	<a href="#">Concept Paper Budget</a>	
	<a href="#">Concept Paper Summary</a>	
	<a href="#">Final Submission Form</a>	

## Final Submission

### Printing a Copy of the Concept Paper

A final combined PDF version of the concept paper can be created by clicking the “Print a PDF Copy of Entire Concept Paper” hyperlink. It is recommended that you print a copy for your records. The PDF can be used to circulate for internal agency approvals prior to submission.

Menu Forms Menu Status Changes Management Tools Related Documents and Messages

Back

Document Information: [CPG-2020-Concept Te-00168](#)

Details

You are here: > [2020 Highway Safety Grant Program Menu](#) > [Forms Menu](#)

### FINAL SUBMISSION FORM

The final step of your application requires you to upload a letter of support, signed by your agency head. You may print a copy of your entire concept paper, using the link below. Once you have uploaded your support letter, you will acknowledge that you are ready to submit by clicking the checkbox, then the "Save/Submit" button to proceed to submission.

[Print a PDF Copy of Entire Concept Paper](#)  
Use this link to print a copy of your concept paper.

Click the "Print a PDF Copy" hyperlink to print a copy of the concept paper that can be circulated for internal review.

#### Next Steps

Next, you will need to upload a letter of support, signed by your agency head. Use the upload link below to upload your document. The system will not allow you to submit your concept without uploading a letter of support. Once the required attachment is uploaded, the submit button will be activated and you can complete your submission.

#### Example Letter of Support

Browse...	Use this link to upload a PDF of a letter of support signed by your Agency Head.
Browse...	Use this link to upload your non-profit certificate ( <i>non-profit agencies only</i> )

☐ By checking this box, you confirm that you are satisfied with your concept paper and have included all required elements and are ready to submit. Once submitted, you will not be able to make changes and your concept will be reviewed as submitted. Are you ready to submit?

### Additional Required Documents

1. A cover letter signed by the head of the agency or their authorized signatory **is required**. The cover letter must be typed on agency letterhead and state that the agency head fully supports the proposed project. Examples of an agency head or their authorized signatory includes but is not limited to: Sheriff, Chief of Police, Fire Chief, University President, County Commission Chairperson, Mayor, City Manager, Chief of Staff, or Health Department Director.
2. Not-for-profit agencies must include their “Certificate of Status” from the Florida Department of State with their Highway Safety Concept Paper.

Training Materials | Organization(s) | Profile | Logout

SAVE SAVE/SUBMIT CHECK GLOBAL ERRORS

Menu Forms Menu Status Changes Management Tools Related Documents and Messages

Back

Document Information: [CPG-2020-Concept Te-00168](#)

[Details](#)

You are here: > 2020 Highway Safety Grant Program Menu > Forms Menu

### FINAL SUBMISSION FORM

The final step of your application requires you to upload a letter of support, signed by your agency head. You may print a copy of your entire concept paper, using the link below. Once you have uploaded your support letter, you will acknowledge that you are ready to submit by clicking the checkbox, then the "Save/Submit" button to proceed to submission.

[Print a PDF Copy of Entire Concept Paper](#)  
Use this link to print a copy of your concept paper.

**Next Steps**  
Next, you will need to upload a letter of support, signed by your agency head. The system will not allow you to submit your concept without an attachment is uploaded, the submit button will be activated and

Use the Browse tool to select your additional Required Documents.  
Once you select your file, click "SAVE" to successfully upload to the System

[Example Letter of Support](#)

Browse... Use this link to upload a PDF of a letter of support signed by your Agency Head.

Browse... Use this link to upload your non-profit certificate (*non-profit agencies only*)

☐ By checking this box, you confirm that you are satisfied with your concept paper and have included all required elements and are ready to submit. Once submitted, you will not be able to make changes and your concept will be reviewed as submitted. Are you ready to submit?

To upload additional required documents, use the Browse link to select and upload the documents. Once you select your file, click the "Save" button at the top of the form page. Uploaded files will appear below the upload tool.

[Print a PDF Copy of Entire Concept Paper](#)  
Use this link to print a copy of your concept paper.

**Next Steps**  
Next, you will need to upload a letter of support, signed by your agency head. The system will not allow you to submit your concept without an attachment is uploaded, the submit button will be activated and you can click the "Save/Submit" button to proceed to submission.

[Example Letter of Support](#)

Browse... ☐ DELETE Use this link to upload your non-profit certificate (*non-profit agencies only*)

2459897\_1054878-SKM\_C36818070211370.pdf

Browse... Use this link to upload your non-profit certificate (*non-profit agencies only*)

☐ By checking this box, you confirm that you are satisfied with your concept paper and have included all required elements and are ready to submit. Once submitted, you will not be able to make changes and your concept will be reviewed as submitted. Are you ready to submit?

Uploaded documents will be displayed below the browser tool.  
Once you are satisfied with the information entered in the system and have uploaded the required documents, you must check the box to confirm that you are ready to submit.  
Once checked, you may click the "SAVE/SUBMIT" button.

## Submitting the Concept Paper

Once you save the form to upload the additional required documents, you will get an error that advises you to verify all details prior to submittal.

The screenshot shows the 'FINAL SUBMISSION FORM' interface. At the top, there are buttons: 'SAVE', 'SAVE/SUBMIT' (highlighted with a red box), 'ADD NOTE', and 'CHECK GLOBAL ERRORS'. Below the buttons is a navigation bar with links: 'Menu', 'Forms Menu', 'Status Changes', 'Management Tools', and 'Related Documents and Messages'. A message box states: 'Your information has been saved and the following Page Error(s) have been found. Please verify all details are correct'. A red arrow points from this message to a red box on the right that says: 'This error will appear after you save to upload required documents. It reminds you to check the box at the bottom prior to submittal.' Below the message is a 'Back' button and 'Document Information: CPG-2020-Concept Te-00168'. A breadcrumb trail shows: 'You are here: > 2020 Highway Safety Grant Program Menu > Forms Menu > Concept Papers'. The main heading is 'FINAL SUBMISSION FORM'. The text explains the final step: 'The final step of your application requires you to upload a letter of support, signed by your agency head. You may print a copy of your entire concept paper, using the link below. Once you have uploaded your support letter, you will acknowledge that you are ready to submit by clicking the checkbox, then the "Save/Submit" button to proceed to submission.' There is a link 'Print a PDF Copy of Entire Concept Paper' and a note 'Use this link to print a copy of your concept paper.' The 'Next Steps' section says: 'Next, you will need to upload a letter of support, signed by your agency head. The system will not allow you to submit your concept without up attachment is uploaded, the submit button will be activated and you can c'. There is a link 'Example Letter of Support'. Below this are two file upload fields. The first field has a file named '2459897\_1054878-SKM\_C36818070211370.pdf' (circled in red) and a 'Browse...' button. The second field has a 'Browse...' button and a note 'Use this link to upload your non-profit certificate (non-profit agencies only)'. A red box highlights the first file name and the 'Browse...' button. A red arrow points from the message box to a checkbox at the bottom. The checkbox is labeled 'By checking this box, you confirm that you are satisfied with your concept paper and have included all required elements and are ready to submit. Once submitted, you will not be able to make changes and your concept will be reviewed as submitted. Documents to submit:'.

Take one last opportunity to ensure that all information has been entered correctly in all previous forms and additional required documents have been uploaded.

Once you have confirmed all information is complete, **check the confirmation box at the bottom of the page**, then select "SAVE AND SUBMIT" at the top of the form page.

System Administrators and Subrecipient Editors who are assigned to the concept paper will receive a system message and email that your concept has been submitted to the FDOT State Safety Office for review.



## Checking Concept Paper Status

Once a concept paper has been successfully submitted to the FDOT State Safety Office for review, it will no longer appear as in the MyTasks section of the home screen. To quickly review the status of all submitted concept papers, click on the Organization Menu at the top right of the screen. Then select Organization Documents.

### Status Definitions:

**Concept Paper in Review:** means that the document has successfully be submitted to the FDOT State Safety Office for review.

**Concept Paper in Progress:** means that the document is still with the agency and has not been submitted to the FDOT State Safety Office. The FDOT State Safety Office cannot consider concept papers that do not get submitted to review status.

Home Concept Papers/Grants Reimbursement/Performance Reports Concept Papers/Grants2

Training Materials Organization(s) Profile Logout

SAVE SHOW HELP

Back

### Organization - ABC LEO

Click on the name to view a specific document.

Organization Information | Organization Members | Organization Documents

#### Organization Documents

Export Results to: Screen Sort documents by: -- Select -- GO

Document Type	Name	Current Status	Year
2022 Highway Safety Grant Program	CPG-2022-ABC LEO-00016	Concept Paper in Review	2022
2022 Highway Safety Grant Program	CPG-2022-ABC LEO-00017	Concept Paper In Progress	2022

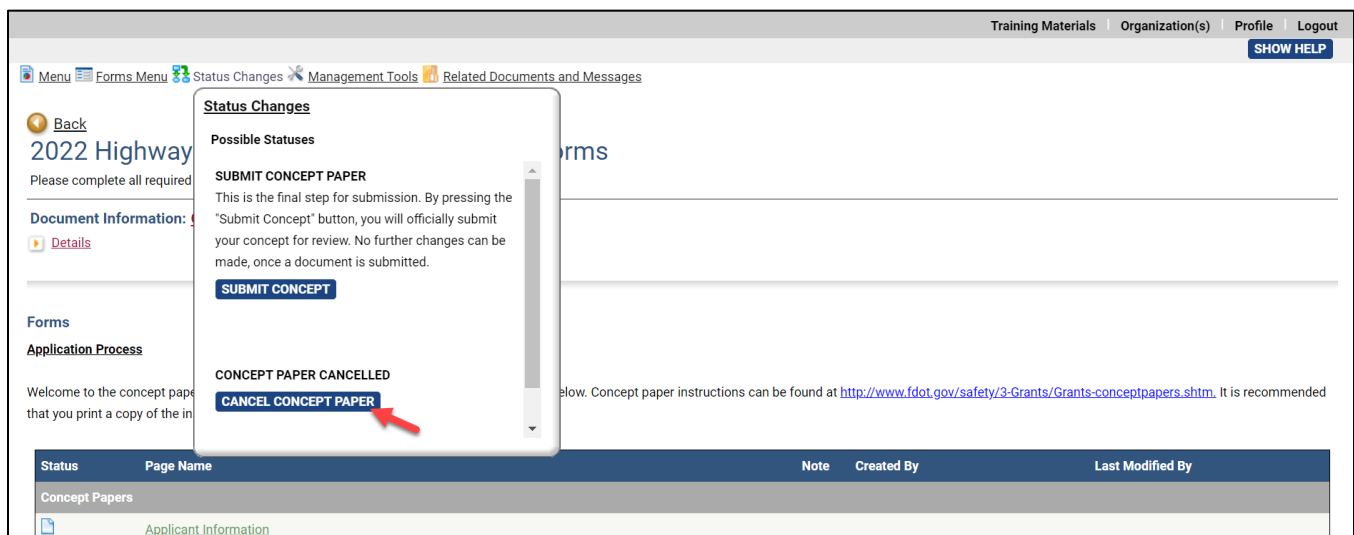
## Cancelling a Concept Paper

Concept papers that will not be submitted for the FDOT State Safety Office to review will need to be cancelled to remove it from your task list.

To cancel a concept paper, click on the document name to open it. Then use the “Status Menu” to change the status to “Concept Paper Cancelled”.



Info	Document Type	Organization	Name	Current Status	Date Received	Date Due
	2022 Highway Safety Grant Program	ABC LEO	CPG-2022-ABC LEO-00017	Concept Paper In Progress	12/16/2020	



**Status Changes**

**Possible Statuses**

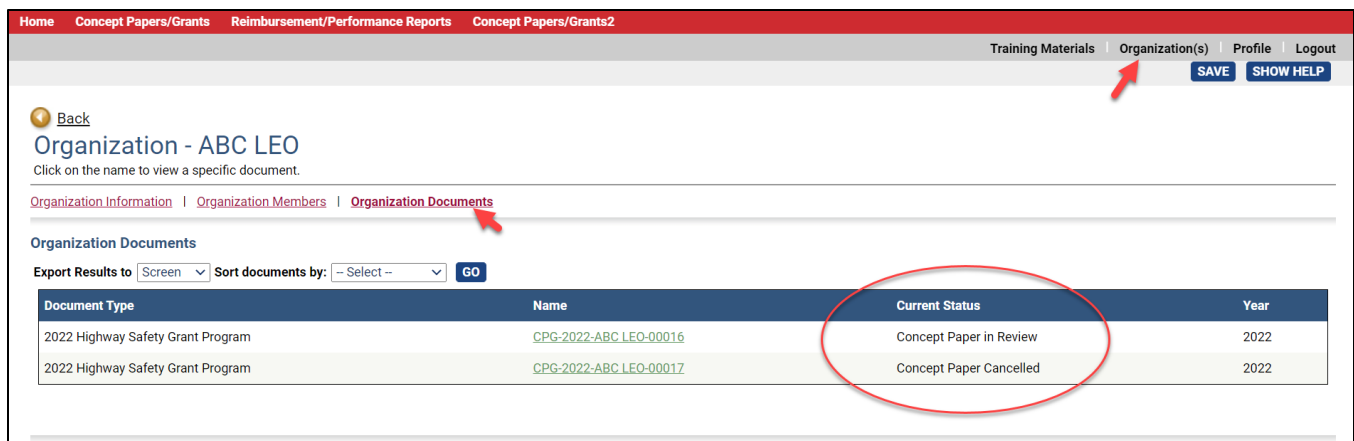
**SUBMIT CONCEPT PAPER**  
This is the final step for submission. By pressing the "Submit Concept" button, you will officially submit your concept for review. No further changes can be made, once a document is submitted.

**CONCEPT PAPER CANCELLED**  
Below, Concept paper instructions can be found at <http://www.fdot.gov/safety/3-Grants/Grants-conceptpapers.shtm>. It is recommended

**SUBMIT CONCEPT**

**CANCEL CONCEPT PAPER**

At the end of the concept paper period, all agency documents should either be in “Concept Paper in Review” or “Concept Paper Cancelled” status.



Document Type	Name	Current Status	Year
2022 Highway Safety Grant Program	CPG-2022-ABC LEO-00016	Concept Paper in Review	2022
2022 Highway Safety Grant Program	CPG-2022-ABC LEO-00017	Concept Paper Cancelled	2022